



2021-2022 IUPUI BASKETBALL GAME NOTES

IUPUI

'03 NCAA TOURNAMENT, 2010 CBI, 2019 CIT

IUPUI (1-5) vs. DETROIT MERCY (0-6)

December 2, 2021 - 7:00 p.m. | Indianapolis, Ind. | Indiana Farmers Coliseum (6,800)

SCHEDULE/RESULTS

(1-5, 0-0 HORIZON)

Date	Opponent	Result/Time
Nov. 3	# Anderson (ESPN+)	W, 74-60
Nov. 9	at Butler (FS1 Whiparound)	L, 47-56
Nov. 11	at Evansville (ESPN3)	L, 40-60
Nov. 15	^ vs. Denver	L, 47-63
Nov. 16	^ vs. Texas A&M-CC	L, 59-65
Nov. 17	^ at UTSA	L, 57-60
Nov. 23	Spalding Univ. (ESPN+)	W, 61-41
Dec. 2	*Detroit Mercy (ESPN+)	7:00 pm
Dec. 4	*Oakland (ESPN+)	12:00 pm
Dec. 10	at Tennessee State (ESPN+)	7:00 pm
Dec. 16	Chicago State (ESPN+)	7:00 pm
Dec. 21	Morehead State (ESPN+)	7:00 pm
Dec. 30	*Cleveland State (ESPN+)	7:00 pm
Jan. 1	*Purdue Fort Wayne (ESPN+)	2:00 pm
Jan. 6	*at Northern Kentucky (ESPN+)	7:00 pm
Jan. 8	*at Wright State (ESPN+)	2:00 pm
Jan. 10	*UIC (ESPN+)	7:00 pm
Jan. 13	*at Green Bay (ESPN+)	8:00 pm
Jan. 15	*at Milwaukee (ESPN+)	3:00 pm
Jan. 20	*Wright State (ESPN+)	7:00 pm
Jan. 22	*Northern Ky. (ESPN+)	12:00 pm
Jan. 27	*at Oakland (ESPN+)	7:00 pm
Jan. 29	*at Detroit Mercy (ESPN+)	1:00 pm
Feb. 3	*Youngstown State (ESPN+)	7:00 pm
Feb. 5	*Robert Morris (ESPN+)	12:00 pm
Feb. 10	*at Purdue Fort Wayne (ESPN+)	7:00 pm
Feb. 12	*at Cleveland State (ESPN+)	3:00 pm
Feb. 14	*at UIC (ESPN+)	8:00 pm
Feb. 17	*at Robert Morris (ESPN+)	7:00 pm
Feb. 19	*at Youngstown State (ESPN+)	2:00 pm
Feb. 24	*Milwaukee (ESPN+)	8:00 pm
Feb. 26	*Green Bay (ESPN+)	tba
Mar. 1	& HL Tourney - 1st Round	tba
Mar. 3	& HL Tourney - Quarterfinals	tba
Mar. 7	& HL Tourney - Semifinals	tba
Mar. 8	& HL Tourney - Championship	tba

home games listed in **bold**
 * denotes Horizon League games
 ^ 210 San Antonio Shootout (San Antonio, Texas)
 & denotes Horizon League Tournament games
 (quarterfinals on campus sites / semis and finals in Indy)

MEDIA COVERAGE

TV: ESPN+

Greg Rakestraw (pxp);
 Bob Lovell (analyst)

Video Stream: ESPN+

Live Stats: IUPUIJags.com

Twitter: @IUPUIJaguars / @IUPUIMensBball

MBB CONTACT

Ed Holdaway - IUPUI Assistant AD

Email: eholdawa@iupui.edu

Twitter: @EdHoldaway

Cell: 317-908-2645

STAT BREAKDOWN

IUPUI			DETROIT MERCY TITANS		
NET	KenPom	BPI	NET	KenPom	BPI
271	342	328	174	231	176
51.8			65.2		
57.5			80.0		
-5.7			-14.8		
.390			.408		
.383			.520		
34.2 (+2.7)			31.5 (-3.7)		
.277			.359		
.300			.403		
.613			.739		
10.5			9.5		
17.3 (-3.5)			12.8 (-2.3)		
	PPG			PPG	
	Opp. PPG			Opp. PPG	
	Scoring Margin			Scoring Margin	
	FG%			FG%	
	Opp. FG%			Opp. FG%	
	RPG (Margin)			RPG (Margin)	
	3FG%			3FG%	
	Opp. 3FG%			Opp. 3FG%	
	FT%			FT%	
	Assists/G			Assists/G	
	TO/G (Margin)			TO/G (Margin)	

SERIES BREAKDOWN

Overall:	2-4
Crenshaw vs. UDM:	0-0
at Detroit Mercy:	0-3
at IUPUI:	2-1
neutral:	0-0
Last Meeting:	Feb. 29, 2020
Outcome:	Detroit Mercy 90-88 (in Indy)
Streak:	Detroit Mercy has won 3

Opponent Stat Leaders

Points:	Antoine Davis (23.7 ppg)
Rebounds:	Madut Akec (8.2 rpg)
Assists:	Antoine Davis (3.7 apg)
Threes Made:	Antoine Davis (26)
Blocked Shots:	Madut Akec (3)
Steals:	Madut Akec (10)
Minutes Played:	Antoine Davis (38.0 mpg)

THE JAGUARS

PROBABLE STARTERS (based on last game)

No.	Name	Yr.	Pos.	Ht.	Hometown	PPG	RPG	APG	FG%	3FG%	FT%
1	KJ Pruitt	Fr.	G	6-4	Lewisville, Texas	4.2	2.3	1.3	.409	.333	.667
2	Bobby Harvey	Sr.	G	6-3	Chicago, Ill.	5.3	3.2	1.2	.324	.348	1.000
5	Nathan McClure	Jr.	G	6-4	Houston, Texas	5.7	4.8	0.7	.382	.227	.600
25	Boston Stanton III	Fr.	G	6-5	Denver, Colo.	4.3	2.5	2.3	.290	.333	.500
24	Jonah Carrasco	Sr.	F	6-9	Wichita, Kan.	3.3	4.0	0.0	.600	---	.333

OFF THE BENCH

00	B.J. Maxwell	Gr.	G/F	6-5	Austin, Texas	12.6	5.6	0.4	.317	.250	.833
4	Bakari LaStrap	So.	G	6-0	Houston, Texas	5.0	1.5	2.0	.448	.200	.375
10	Mike DePersia	Jr.	G	5-11	Cherry Hill, N.J.	3.3	2.0	2.3	.400	.429	.333
12	Azariah Seay	Sr.	G	6-4	Montgomery, Ala.	4.7	2.7	0.5	.345	.133	.600
23	Chuks Isitua	Fr.	F/C	6-11	Lagos, Nigeria	4.5	1.7	0.3	.692	---	.692
33	Dimitar Pandev	Sr.	F	6-10	Strumica, Macedonia	2.2	1.2	0.3	.600	.333	---

QUICK HITTERS

IUPUI ranks 24th in the nation in scoring defense, holding foes to just 57.5 points per contest. In addition, IUPUI ranks 47th in the country in field goal percentage defense at 38.3 percent. Both of those numbers top the Horizon League rankings.

After being outrebounded in the season's first two games by a total of 19 rebounds, IUPUI has since outrebounded its last four opponents by an average of 8.8 rebounds per game. The Jaguars top the Horizon League in rebounding margin at +2.7 per contest and have grabbed double-digit offensive rebounds in each of the past four games.

In his first season, head coach Matt Crenshaw faces the unenviable task of having to take over a program that lost its all-time leading rebounder (**Elyjah Goss**), all-time leader in threes made (**Jaylen Minnett**) and a two-time all-league guard that's now playing in the NBA G League (**Marcus Burk**). Burk averaged 21.7 points last season while Minnett poured in 16.4 points per game last season. Goss averaged 11.1 points and 11.6 rebounds per game and also led the team in blocked shots. All total, IUPUI returns just 32.5 percent of the team's scoring and 49.3 percent of the team's minutes from a season ago.

IUPUI's two returning starters are junior guard **Mike DePersia** (5.0 ppg, 3.74 a/to) and **Nathan McClure** (4.4 ppg, 13 3's). Two other key returners are **Azariah Seay** (5.7 ppg) and **Bobby Harvey** (5.6 ppg).

IUPUI has been brilliant defensively in the season's first five games, holding foes to just 60.8 points per game and 38.6 percent shooting from the field. The Jags rank among the top 100 nationally in both categories to start the year. No IUPUI opponent has topped 50 percent from the field this season and three of the five have been held under 40 percent. In its most recent game, IUPUI held UTSA to just 33.3 percent from the floor (21-of-63).

Graduate transfer **B.J. Maxwell** was named to the 210 San Antonio Shootout All-Tournament Team after leading IUPUI in scoring (13.7 ppg) and rebounding (6.0 rpg) and shooting 91 percent from the free throw line over the three games. He capped the event with his first career double-double (13 pts, 10 reb, 2 ast) against UTSA on Nov. 17.

2021-2022 ROSTER

NUMERIC ROSTER

##	Name	Pos.	Ht.	Wt.	Yr.	Hometown/High School (Previous)
00	B.J. Maxwell	G/F	6-5	200	Gr.	Austin, Texas/LBJ (St. Edward's (Tex.) Univ.)
1	KJ Pruitt	G	6-4	203	Fr.	Lewisville, Texas/Sunrise Christian Academy
2	Bobby Harvey	G	6-3	200	Sr.	Chicago, Ill./Hillcrest (Wabash Valley (Ill.) College)
4	Bakari LaStrap	G	6-0	170	So.	Houston, Texas/The Woodlands Christian Academy
5	Nathan McClure	G	6-4	175	Jr.	Houston, Texas/Concordia Lutheran (State Fair (Mo.) C.C.)
10	Mike DePersia	G	5-11	175	Jr.	Cherry Hill, N.J./Haddonfield Memorial
11	Kaleb Edwards	G	6-3	175	Fr.	Fishers, Ind./Guerin Catholic
12	Azariah Seay	G	6-4	195	Sr.	Montgomery, Ala./Robert E. Lee (Blinn (Texas) College)
15	Zach Gunn	F	6-6	210	Gr.	Fishers, Ind./Hamilton Southeastern (Ball State)
20	Derek Petersen	G	6-2	175	Fr.	Greenwood, Ind./Greenwood Christian (Hope College)
23	Chuks Isitua	F/C	6-11	220	Fr.	Lagos, Nigeria/Jack Yates (Tex.)
24	Jonah Carrasco	F	6-9	220	Sr.	Wichita, Kan./Wichita North (Otero (Colo.) J.C.)
25	Boston Stanton III	G	6-5	190	Fr.	Denver, Colo./Denver East
33	Dimitar Pandev	F	6-10	225	Sr.	Strumica, Macedonia/The Skill Factory (Ga.) (Clarendon College)

Head Coach: Matt Crenshaw (1st season as HC - IUPUI, '04; 13th season at IUPUI)

Assistant Coach: Antwain Banks (1st season - IU Southeast, '04)

Assistant Coach: Tommy Strine (1st season - IPFW, '14)

Assistant Coach: Roy Hairston (3rd season - Purdue, '97)

Director of Operations: Aaron Evans (3rd season - Marian, '14)

ROSTER BREAKDOWNS

BY CLASS-

Freshmen: 5

Juniors: 2

Grads: 2

Sophomores: 1

Seniors: 4

BY PRIMARY POSITION-

Guards: 10

Centers: 0

Forwards: 4

BY HOME STATE/COUNTRY-

Texas: 4

Indiana: 3

Illinois/Alabama/Colorado/Kansas/

New Jersey/Macedonia/Nigeria: 1

PRONUNCIATION GUIDE

Jonah **CARRASCO** (cuh-RASS-ko)

CHUKS (CHOOKS) **ISITUA** (ee-see-TOO-uh)

DIMITAR (DIM-ee-tar) **PANDEV** (PAN-dev)

AZARIAH (AZ-uh-rye-uh) **SEAY** (SAY)

RADIO / TV ROSTER




#00 - B.J. MAXWELL

6-5 // Gr. // G/F

Austin, Texas

Public Relations MA




#1 - KJ PRUITT

6-4 // Fr. // G

Lewisville, Texas

Sports Management



#2 - BOBBY HARVEY

6-3 // Sr. // G

Chicago, Ill.

General Studies




#4 - BAKARI LaSTRAP

6-0 // Soph. // G

Houston, Texas

Business




#5 - NATHAN McCLURE

6-4 // Jr. // G

Houston, Texas

General Studies



#10 - MIKE DePERSIA

5-11 // Jr. // G

Cherry Hill, N.J.

Finance



#11 - KALEB EDWARDS

6-3 // Fr. // G

Fishers, Ind.

Business




#12 - AZARIAH SEAY

6-4 // Sr. // G

Montgomery, Ala.

General Studies




#15 - ZACH GUNN

6-6 // Gr. // F

Fishers, Ind.

Organizational Leadership MS



#20 - DEREK PETERSEN

6-2 // R-Fr. // G

Greenwood, Ind.

Computer Engineering



#23 - CHUKS ISITUA

6-11 // Fr. // F/C

Lagos, Nigeria

OLS




#24 - JONAH CARRASCO

6-9 // Sr. // F

Wichita, Kan.

General Studies



#25 - BOSTON STANTON III

6-5 // Fr. // G

Denver, Colo.

Psychology



#33 - DIMITAR PANDEV

6-10 // Sr. // F

Strumica, Macedonia

General Studies



MATT CRENSHAW

Head Coach

13th season at IUPUI

1st season as HC



ANTWAIN BANKS

Assistant Coach

1st season



TOMMY STRINE

Assistant Coach

1st season



ROY HAIRSTON

Assistant Coach

3rd season

POLLS

ASSOCIATED PRESS

Week 4 - Nov. 29

Rank Team (1st)

1.	Duke (51)
2.	Purdue (9)
3.	Gonzaga (1)
4.	Baylor
5.	UCLA
6.	Villanova
7.	Texas
8.	Kansas
9.	Kentucky
10.	Arkansas
11.	Arizona
12.	BYU
13.	Tennessee
14.	Florida
15.	Houston
16.	Alabama
17.	UConn
18.	Memphis
19.	Iowa State
20.	USC
21.	Auburn
22.	Michigan State
23.	Wisconsin
24.	Michigan
25.	Seton Hall

COACHES

Week 4 - Nov. 29

Rank Team (1st)

1.	Duke (19)
2.	Purdue (10)
3.	Gonzaga
4.	Baylor (2)
5.	UCLA
6.	Villanova
7.	Kansas
8.	Texas
9.	Arkansas
10.	Kentucky
11.	Arizona
12.	Florida
13.	BYU
14.	Houston
15.	Tennessee
16.	Alabama
17.	UConn
18.	USC
19.	Memphis
20.	Auburn
21.	Wisconsin
22.	Michigan State
23.	Iowa State
24.	Michigan
25.	St. Bonaventure

MID-MAJOR TOP 25

November 29

Rk	Team (1st)	Record	Pts.	Prev.	Conf.
1	Gonzaga (31)	6-1	775	1	West Coast
2	BYU	6-0	741	2	West Coast
3	San Francisco	8-0	697	6	West Coast
4	Saint Mary's	6-1	667	5	West Coast
5	Loyola Chicago	5-2	625	4	Missouri Valley
6	Belmont	5-2	589	8	Ohio Valley
7	Iona	6-2	509	7	Metro Atlantic
8	Ohio	5-1	493	15	Mid-American
9	South Dakota State	6-2	455	11	Summit
10	Weber State	6-0	406	18	Big Sky
11	Oakland	5-2	363	17	Horizon
12	Georgia State	4-2	345	9	Sun Belt
13	UCSB	3-1	342	13	Big West
14	New Mexico State	5-1	317	14	Western Athletic
15	Toledo	5-1	287	21	Mid-American
16	Chattanooga	5-1	275	12	Southern
17	Drake	3-3	263	3	Missouri Valley
18	Missouri State	4-2	247	16	Missouri Valley
19	Buffalo	3-3	207	10	Mid-American
20	UC Irvine	4-1	205	NR	Big West
21	Furman	4-3	119	24	Southern
22	Santa Clara	5-2	109	20	West Coast
23	Norfolk State	7-1	106	NR	MEAC
24	Liberty	3-3	91	NR	ASUN
25	Yale	4-4	86	23	Ivy League

HORIZON LEAGUE PRESEASON POLLS

Pl. School (1st-place) - Votes

1.	Cleveland State (30) - 502
2.	Wright State (9) - 463
3.	Northern Kentucky (1) - 406
4.	Milwaukee (2) - 396
5.	Detroit Mercy (2) - 350
6.	Oakland - 340
7.	Youngstown State - 214
8.	UIC - 204
9.	Purdue Fort Wayne - 169
10.	Robert Morris - 157
11.	Green Bay - 146
12.	IUPUI - 85

Preseason POTY: Antoine Davis, Detroit Mercy First Team (alphabetical order by school)

Torrey Patton, Cleveland State
Antoine Davis, Detroit Mercy
Patrick Baldwin Jr., Milwaukee
Jalen Moore, Oakland
Grant Basile, Wright State

Second Team (alphabetical order by school)

DeAndre Gholston, Milwaukee
Trevon Faulkner, Northern Kentucky
Marques Warrick, Northern Kentucky
Jarred Godfrey, Purdue Fort Wayne
Tanner Holden, Wright State

HORIZON LEAGUE

HORIZON LEAGUE STANDINGS

through games on Nov. 30

Team	Overall (Pct.)	HL (Pct.)
Oakland	5-2 (.714)	0-0 (.000)
Cleveland State.....	4-2 (.667)	0-0 (.000)
Purdue Fort Wayne	3-3 (.500)	0-0 (.000)
Northern Kentucky	2-3 (.400)	0-0 (.000)
Youngstown State.....	2-3 (.400)	0-0 (.000)
UIC	2-4 (.333)	0-0 (.000)
Green Bay	1-5 (.167)	0-0 (.000)
IUPUI.....	1-5 (.167)	0-0 (.000)
Milwaukee.....	1-5 (.167)	0-0 (.000)
Wright State.....	1-5 (.167)	0-0 (.000)
Robert Morris.....	0-5 (.000)	0-0 (.000)
Detroit Mercy	0-6 (.000)	0-0 (.000)

HORIZON LEAGUE SCHEDULE

Date	Game	Time
12/2	*Wright St. at Purdue Fort Wayne	7pm
	*Detroit Mercy at IUPUI	7pm
	*Northern Ky. at Cleveland St.	7pm
	*Youngstown St. at Milwaukee	8pm
	*Oakland at UIC	8pm
	*Robert Morris at Green Bay	8pm
12/4	*Oakland at IUPUI	12pm
	*Robert Morris at Milwaukee	12pm
	*Northern Ky. at Purdue Fort Wayne	1pm
	*Wright St. at Cleveland St.	3pm
	*Youngstown St. at Green Bay	7pm
12/5	*Detroit Mercy at UIC	2pm
12/7	Oakland at Bowling Green	7pm
12/8	Canisius at Northern Ky.	7pm
	Lancaster Bible at Robert Morris	7pm
	Central Mich. at Youngstown St.	7pm
	Purdue Fort Wayne at SIUE	8pm
12/9	Detroit Mercy at Kent State	7pm
12/10	IUPUI at Tennessee St.	7pm
	Green Bay at Kansas City	8pm
	Milwaukee at Colorado	9:30pm
12/11	SEMO at Purdue Fort Wayne	1pm
	Western Michigan at Detroit Mercy	1pm
	Canisius at Youngstown St.	2pm
	UIC at Central Michigan	7pm
	Florida Gulf Coast at Robert Morris	7pm
12/12	Alice Lloyd at Northern Ky.	2pm
	Green Bay at Kansas St.	5pm
12/13	Rhode Island at Milwaukee	8pm
	Cleveland St. at Oklahoma St.	8pm
12/14	DePaul at UIC	8pm
12/15	Akron at Wright St.	7pm
12/16	Chicago St. at IUPUI	7pm
12/18	Westminister at Youngstown St.	12pm
	Tennessee Tech at Wright St.	2pm
	Cleveland St. at Duke	4pm
	Northern Ky. at Eastern Ky.	7pm

IUPUI IN HORIZON LEAGUE STATS

through games on Nov. 28 [denotes NCAA ranking]

Category	HL [Nat Rk.]	Stat
Scoring	12th.....	51.83 ppg
Scoring Defense.....	1st [24th]	57.50 ppg
Scoring Margin.....	8th	-5.67 ppg
Rebounding Margin	1st	+2.67 rpg
Field Goal %	11th	39.0%
3Pt Field Goal %	10th	27.7%
Free Throw %	12th.....	61.3%
Assists	8th	10.50 apg
Turnovers.....	12th.....	17.33 to/g
Turnover Margin.....	11th	-3.50 to/g
Assist/TO Ratio	12th.....	0.61 a/to
Blocked Shots	8th	3.17 bpg
Steals	11th	4.17 spg
Offensive Rebounds.....	7th	9.50 rpg
Defensive Rebounds....	7th	24.67 rpg

Category	Rank	Stat
Scoring		
B.J. Maxwell	18th	12.6 ppg
Rebounding		
B.J. Maxwell	18th	5.6 rpg
Nathan McClure	20th	4.83 rpg
FT Percentage		
B.J. Maxwell	8th	80.0%
Blocked Shots		
B.J. Maxwell	t-8th	1.00 bpg
Jonah Carrasco	t-14th	0.83 bpg
Chuks Isitua	t-14th	0.83 bpg
Offensive Rebounds		
Jonah Carrasco	t-11th	2.00 rpg
Defensive Rebounds		
B.J. Maxwell	13th	4.40 rpg

DEFENSIVE NUGGETS

IUPUI has been incredibly stingy all season long, holding four of six foes under 40 percent and ranking No. 24 in the country in scoring defense at 57.5 points allowed per game. They easily lead the Horizon League as Cleveland State is second in the league at 62.7 points allowed per game. In addition, IUPUI is holding opponents to just 38.3 percent shooting, tops in the Horizon League and 47th in the country.

CLAMPS

IUPUI held Spalding to just 10 first half points in its 61-41 win over the Golden Eagles on Nov. 23. The 10 first half points matched the fewest by any team in the country this season. Below is the list of the four lowest offensive outputs this season:

- 10 – IUPUI vs. Spalding [Non D1] (Nov. 13, 2021)
- 10 – Georgia State vs. Brewerton [Non D1] (Nov. 9, 2021)
- 12 – Pacific vs. Chicago State (Nov. 22, 2021)
- 16 – Murray State vs. Long Beach State (Nov. 23, 2021)

The 41 points allowed matched the fewest by an IUPUI opponent in program history, tying the 41 scored by Indiana State on Dec. 23, 2008 in the Jaguars' 62-41 victory.

ON THE GLASS

IUPUI is also tops in the Horizon League in rebounding margin, outrebounding opponents by 2.7 caroms per game. The Jags are one of just three teams in the Horizon League with a positive rebounding margin at this point in the season.

PLAYING IN FRONT

Entering tonight's game, IUPUI has led 76:36 of its last 80 minutes played, which included a wire-to-wire win over Spalding last Tuesday (Nov. 23). Prior to that, IUPUI led virtually the entire game at UTSA before ultimately falling in the game's closing minutes.

TRENDS

IUPUI has outshot four of its six opponents from the field this season and outrebounded four of its six opponents on the season. After being outrebounded by a combined 19 boards in the season's first two losses at Butler and Evansville, the Jags have since outrebounded their last four foes by an average of 8.8 rebounds per game.

SPALDING TIP-INS

In IUPUI's 61-41 win over Spalding, the Jaguars had a season-high 20 points off turnovers (Spalding had 19 turnovers) and the Jags scored a season-high 30 bench points.

IUPUI had just nine players in uniform in the Spalding game and five - Bakari LaStrap (10), Jonah Carrasco (8), Boston Stanton III (8), Dimitar Pandev (7) and KJ Pruitt (5) - eclipsed or equaled their previous career-highs in the scoring column.

BY COMMITTEE

It's becoming evident that IUPUI's offense is going to come by committee this season as the Jaguars lack a true go-to-scorer. Through six games, IUPUI has had just eight double-digit scoring games as B.J. Maxwell has done it four times and four others have tallied 10-or-more once.

Conversely, IUPUI has eight players scoring more than four points per game.

Maxwell has led the team in scoring in five of the Jags' six games while LaStrap paced IUPUI in the win over Spalding.

TAP INTO THE RESERVES

With the committee approach being the case, IUPUI is averaging 19.7 points per game off the bench this season. Harvey (5.3 ppg) and LaStrap (5.0 ppg) lead the reserves in scoring this season.

MAD MAX

Graduate transfer and former Detroit Titan B.J. Maxwell has been IUPUI's top weapon thus far, leading the team in scoring (12.6 ppg) and rebounding (5.6 rpg) and easily pacing the squad in field goal attempts (63), three-point attempts (28) and free throw attempts (20), despite missing a full game due to injury.

He ranks among the top 20 in the Horizon League in six different categories, including scoring and rebounding.

His 63 shot attempts are 22 percent of the team's tries as Nathan McClure is second on the team with 28 hoists.

SPYING THE FIRST

IUPUI held the victory the victory over Spalding to avoid the first-ever 0-6 start in program history. This season marked the third 0-5 start to the year in program history (1999-2000 & 1992-1993).

EXPERIENCE MATTERS

Despite having eight players classified as upperclassmen, the IUPUI roster entered this season without a ton of actual Division I experience. Mike DePersia (1,241 career minutes) and B.J. Maxwell (1,156 minutes between ACU and Detroit Mercy) are the only two to have played at least 1,000 career minutes. A third, Zach Gunn, was closing in on the number having played 920 minutes in three seasons at Ball State, but will miss the entire season due to injury.

UNIVERSITY QUICK FACTS

Location	Indianapolis, Ind.
Founded	1969
Nickname	Jaguars
Colors	Red, gold & black
Enrollment	30,000
Affiliation	NCAA Division I
Conference	The Horizon League
Home Facility (Cap.)	Indiana Farmers Coliseum (6,800)
Chancellor	Dr. Nasser Paydar
Athletics Director	Dr. Roderick Perry
Website	www.IUPUIJags.com
Twitter	@IUPUIJaguars
Athletics Phone	(317) 278-5247
Mailing Address	1000 Waterway Blvd. Indianapolis, IN 46202

BASKETBALL HISTORY

First Yr. of basketball	1972
Seasons of basketball	51st
Seasons of Division I basketball	24th
Division I (1998-pres.) Record	290-337 (.463)
NCAA Appearances	1
Last NCAA Appearance	2003
Last Postseason Appearance	2019 (CIT - First Round)

UNIVERSITY NOTES

ABOUT THE UNIVERSITY

IUPUI is a public research university located in downtown Indianapolis that is the result of a merger of the Purdue Indianapolis Extension Center (1946) and Indiana University Indianapolis (1916). The merger was completed in 1969 and athletics began in 1972.

The university offers more than 200 degree programs and boasts an enrollment over 30,000 (22,000 undergrad and 8,000 postgrad). The university also boasts an endowment of more than \$850 million.

The university is ranked among the Top 200 "National Universities" and ranked 7th for "Up and Coming Schools." U.S. News has ranked IUPUI among the nation's elite for 13 straight years.

All total, the campus covers 509 acres and is located along Indy's Cultural Trail.

IUPUI includes the nation's largest nursing school, the second largest medical school in the country, the only dental school in the state, and the country's oldest school of physical education. IUPUI is among the top 20 campuses in the nation for graduate professional degrees conferred

ATHLETIC PROWESS

IUPUI was a primary beneficiary of the 1987 Pan-American Games in Indianapolis and continues to boast some world renowned facilities.

The IU Natatorium is located on the IUPUI campus and is among the best swimming & diving facilities in the world. It has hosted the U.S. Olympic Team Trials four different times and 12 NCAA National Championship meets. In addition, the 2017 World Juniors were held at IUPUI and 16 world records have been set in the Natatorium water.

Adjacent west is the Michael A. Carroll Track & Soccer Stadium which has hosted several USA Outdoor Track & Field Championships and NCAA Championships, along with the 1988 US Olympic Trials. Florence Griffith-Joyner set the 100m world record of 10.49 on the track.

In basketball circles, IUPUI is best known as the long-time host of the Nike All-American Camp, which was held on campus for two decades. The nation's top prep players and coaches from every level converged on campus for two weeks each summer in what was considered the elite college recruiting event of the year. Alum included LeBron James, Chris Webber, Allen Iverson, Kevin Garnett, Jason Kidd and Paul Pierce, among many others.

GEORGE HILL

IUPUI's best known basketball alum is current NBAer George Hill, who is in his 14th year in the league this season. Hill was originally drafted by the San Antonio Spurs (1st rd., 26th overall) in 2008.

He's played for the Spurs (2008-11), Indiana Pacers (2011-16), Utah Jazz (2016-17), Sacramento Kings (2017-18), Cleveland Cavaliers (2018), Milwaukee Bucks (2018-20), Oklahoma City Thunder (2020) and Philadelphia 76ers (2021) before returning to Milwaukee this season. He's played in 825 regular season games, making nearly 500 career starts and averaging 11.0 points and 3.2 assists per game in his NBA career. He led the league in three-point percentage 2019-20 at 46 percent and is a career 38.4 percent shooter.

Entering this season, he's played in 139 career playoff games, starting 91 times and averaging 11.4 points per game.

Six others in the IUPUI rotation entered this season having played fewer than 400 career minutes in Nathan McClure (388), Azariah Seay (376 between IUPUI and Alabama State), Bobby Harvey (255), Bakari LaStrap (234), Dimitar Pandev (62) and Jonah Carrasco (49).

CRAFTY VETERAN

Maxwell is an interesting case study in today's new world of college basketball as he's entering his seventh year of college this season. After redshirting his opening season (2015-16) at Abilene Christian, he played three full seasons at ACU before transferring out for a fifth season. He played just two games at Detroit Mercy in 2019-20 before suffering a season ending injury and receiving another season of eligibility. He spent all of last season at Saint Edward's University in Austin, Texas, where he averaged 18.6 points and 5.3 boards per game while earning NABC Second Team All-District honors.

After all NCAA student-athletes were granted an additional year of eligibility due to COVID-19 issues, Maxwell opted to join the IUPUI program for a seventh season of schooling. He enters this season having played 94 collegiate basketball games and having scored 758 points across both NCAA Division I and II levels.

JERSEY MIKE

Junior guard Mike DePersia ranked No. 3 in the country a year ago with a 3.74 assist-to-turnover ratio, delivering 71 assists against just 19 miscues. In league play, he upped that figure to 4.13. His 3.74 mark last season easily eclipsed the previous IUPUI single-season mark, which was 3.30 set by Taj Hawkins back in 2001-02.

DePersia tied IUPUI's single-game record with 14 assists in a game in a Feb. 12 win over UIC, doing so without committing a turnover. He had a six-game span where he didn't turn the ball over once, dishing out 31 assists during that span.

DePersia enters his third season with the program with a 2.56 career assist-to-turnover ratio, having distributed 156 assists against just 61 turnovers in an IUPUI uniform. The IUPUI career record in the category is 2.16 as Brady Adkins had 261 assists against just 121 turnovers from 1994-1996.

HOOSIER TIES

For the first time in program history, IUPUI opened the season with a starting five that didn't include an Indiana-native. In program history, 73 percent of the players have come from the state of Indiana and IUPUI has never started a game in the Division I era (1998-present) without having at least one Indiana-native included.

In fact, it's unlikely that IUPUI gets any contributions from any Indiana-natives this year as Zach Gunn will miss the season due to injury and non-scholarship freshmen Kaleb Edwards and Derek Petersen are expected to redshirt.

LONESTARS

IUPUI had never had a Texas-native in the program prior to 2019 when Taveion White joined the program. Fast forward to 2021-2022 and IUPUI has four Texas-natives (B.J. Maxwell, KJ Pruitt, Bakari LaStrap and Nathan McClure) on the team and a fifth who played high school in Texas in Chuks Isitua.

IUPUI signed another Texas-product for next season as well as 6-foot-3 guard Daylan Hamilton, who currently plays at Triton College, hails from Houston.

DEPARTED

IUPUI returns just 32.5 percent of its scoring from a season ago as the trio of Marcus Burk (21.7 ppg, 45 3's), Jaylen Minnett (16.4 ppg, 41 3's) and Elyjah Goss (11.1 ppg, 11.6 rpg) are all playing elsewhere this season.

Burk recently inked a deal with the G League Grand Rapids Gold (affiliate of the Denver Nuggets), Goss is playing professionally in Sweden and Minnett opted to play a graduate season at Missouri State.

Burk finished his two-year IUPUI career ranked No. 22 on the program's all-time scoring list with 1,072 points and Minnett finished No. 9 on the program's all-time scoring list with 1,403 career points and as the program's all-time leader in threes made (285). Goss closed his career as the program's all-time leader in rebounds (880) and a D1 record 25 double-doubles.

SEVEN BACK

IUPUI returns seven letterwinners and two starters - Mike DePersia (5.0 ppg, 3.9 apg) and Nathan McClure (4.4 ppg, 2.9 rpg). The other returning letterwinners are Azariah Seay (5.7 ppg), Bobby Harvey (5.6 rpg), Bakari LaStrap (2.8 ppg), Dimitar Pandev (1.6 ppg, 1.9 rpg) and Jonah Carrasco (0.3 ppg, 0.4 rpg).

FRESH FACES

Hired in April, head coach Matt Crenshaw had to build out his roster for this season in short order. He added five scholarship additions in graduate transfers Zach Gunn (Ball State) and B.J. Maxwell (St. Edward's University) and three freshmen in Chuks Isitua, KJ Pruitt and Boston Stanton III.

Gunn, who will miss the season due to an injury suffered in the preseason, played in 69 games and averaged 4.7 points per game during his four-year Ball State career. Maxwell, who played last season at Division II SEU in Austin, Texas, was the Lone Star Conference (LSC) Newcomer of the Year after averaging 18.6 points, 5.3 rebounds and 2.3 assists per game last season.

Isitua, a 6-foot-11 forward/center, was considered among the top recruits from the state of Texas and was named to the 2021 All-VYPE Houston Boys Public School Basketball Team.

Pruitt, a 6-foot-4 guard, was originally in the Class of 2020 before attending Sunrise Christian Academy last season and reclassifying to the 2021 class. He averaged 14.5 points, 6.0 rebounds and 4.5 assists per game as a senior at Lewisville (Texas) High School before suffering an injury in the season's final game.

Stanton III, the final addition to the program, is a 6-foot-5 guard from Denver East (Colo.) High School. He averaged 21.0 points, 5.6 rebounds and 2.7 assists per game as a junior, but had his senior year derailed by an injury and averaged just 14.2 points, 3.8 rebounds and 2.2 steals per game in five games.

SMALL WONDERS

IUPUI will most likely be undersized in each and every game this season as the average height on the IUPUI roster is just 6' 4 3/4" this season. The IUPUI roster boasts just three players taller than 6-foot-9 in Isitua (6-11), Pandev (6-10) and Carrasco (6-9).

Pandev played just 60 minutes last season before missing the final two months due to injury and Carrasco played just 50 minutes last season.

Given the lack of size, it's likely that Crenshaw will deploy a number of four guard and five guard combinations this season.

AROUND THE DEPARTMENT

KOEPPEN'S KIDS WIN THIRD STRAIGHT

The IUPUI men's cross country team capped the month of October with a third straight Horizon League title, winning the crown by a wide margin at Northview Church on Oct. 30. It marked the Jags third straight Horizon League title under longtime head coach Chuck Koeppen and fifth conference title in the program's history (two in The Summit, three in the Horizon). The Jags then capped the season by placing No. 10 in the NCAA Great Lakes Regional Championships, marking the third top-10 finish in program history.

Koeppen's squad is being recognized at tonight's game for their league title.

In addition, Koeppen announced the he's stepping down from the program's top spot, effective December 1 and his assistant, Justin Roeder, will take over the program's reins on an interim basis. Koeppen will remain with the program as an assistant coach through the end of the 2021-2022 campaign.

NEW HOME

The IUPUI athletic campus received a major boost this fall with the construction of new outdoor tennis courts, immediately south of Michael A. Carroll Stadium. The six outdoor courts are in the center of campus and include LED lighting.

The courts opened this fall and will officially begin hosting home matches later this spring.

POINT TAKEN

The IUPUI Athletics Department is currently going through the hiring process for a new Senior Associate Director of Athletics as Jaunelle White departed her post earlier this fall to take over as Director of Athletics at NAIA Point University in West Point, Ga.

BASKETBALL CENTRAL

A year after helping host the entire NCAA Men's Basketball Tournament in the Circle City, IUPUI will be slightly less busy this March. That said, IUPUI will serve as an institutional co-host for First and Second Round games this March inside Gainbridge Fieldhouse in downtown Indianapolis.

Also, the Horizon League Tournament will be held inside Indiana Farmers Coliseum for a third straight year in 2022.



2020-2021 MISCELLANEOUS STATISTICS

<i>IUPUI'S RECORD WHEN...</i>			
	'21-22	'21-22	Under
	Overall	HL Crenshaw	
Home:	1-0	0-0	1-0
Away:	0-3	0-0	0-3
Neutral:	0-2	0-0	0-2
Overtime:	0-0	0-0	0-0
Lead @ Halftime:	1-1	0-0	1-1
Trail @ Halftime:	0-3	0-0	0-3
Tied @ Halftime:	0-1	0-0	0-1
Leading w/ 5:00 left:	1-1	0-0	1-1
Trailing w/ 5:00 left:	0-4	0-0	0-4
Tied w/ 5:00 left:	0-0	0-0	0-0
Shooting 50% or better:	0-0	0-0	0-0
Shooting 40-50%:	1-1	0-0	1-1
Shooting less than 40%:	0-4	0-0	0-4
Opp. shoots 50% or better:	0-0	0-0	0-0
Opp. shoots 40-50%:	0-2	0-0	0-2
Opp. shoots less than 40%:	1-3	0-0	1-3
Shooting better % than opp.	1-3	0-0	1-3
Shooting worse % than opp.	0-2	0-0	0-2
Scoring less than 50:	0-3	0-0	0-3
Score 50-59 pts:	0-2	0-0	0-2
Score 60-69 pts:	1-0	0-0	1-0
Score 70-79 pts:	0-0	0-0	0-0
Score 80-89 pts:	0-0	0-0	0-0
Score 90+ pts:	0-0	0-0	0-0
Opp. scores less than 50:	1-0	0-0	1-0
Opp. scores 50-59 pts:	0-1	0-0	0-1
Opp. scores 60-69 pts:	0-4	0-0	0-4
Opp. scores 70-79 pts:	0-0	0-0	0-0
Opp. scores 80-89 pts:	0-0	0-0	0-0
Opp. scores 90+ pts:	0-0	0-0	0-0
Commit less TO than opp.	0-1	0-0	0-1
Commit more TO than opp.	0-4	0-0	0-4
Commit same TO as opp.	1-0	0-0	1-0
Outrebound opponent:	1-3	0-0	1-3
Outrebounded:	0-2	0-0	0-2
Rebounding is equal:	0-0	0-0	0-0
Bench outscores opp.:	1-2	0-0	1-2
Bench is outscored:	0-3	0-0	0-3
Bench scoring is equal:	0-0	0-0	0-0
Hit more FT than opp.:	1-0	0-0	1-0
Hit less FT than opp.:	0-5	0-0	0-5
Hit same FT as opp.:	0-0	0-0	0-0
Hit more 3's than opp.:	1-2	0-0	1-2
Hit less 3's than opp.:	0-2	0-0	0-2
Hit same 3's as opp.:	0-1	0-0	0-1
Decided by 5 pts or less:	0-1	0-0	0-1
Decided by 6-10 points:	0-2	0-0	0-2
Decided by 10+ points:	1-2	0-0	1-2
In home whites:	0-0	0-0	0-0
In grays:	1-1	0-0	1-1
In road blacks:	0-2	0-0	0-2
In road reds:	0-2	0-0	0-2
7 in double-digits:	0-0	0-0	0-0
6 in double-digits:	0-0	0-0	0-0
5 in double-digits:	0-0	0-0	0-0
4 in double-digits:	0-0	0-0	0-0
3 in double-digits:	0-0	0-0	0-0
2 in double-digits:	0-3	0-0	0-3
1 in double-digits:	1-1	0-0	1-1
0 in double-digits:	0-1	0-0	0-1
On Mondays:	0-1	0-0	0-1
On Tuesdays:	1-2	0-0	1-2
On Wednesdays:	0-1	0-0	0-1
On Thursdays:	0-1	0-0	0-1
On Fridays:	0-0	0-0	0-0
On Saturdays:	0-0	0-0	0-0
On Sundays:	0-0	0-0	0-0
In November:	1-5	0-0	1-5
In December:	0-0	0-0	0-0
In January:	0-0	0-0	0-0
In February:	0-0	0-0	0-0
In March:	0-0	0-0	0-0

CAREER DOUBLE-DIGIT PERFORMANCES/STARTS/DUNKS				
Double-Digit Scoring Gms			Dunks	
Name	Sea	Car		
Maxwell	4	4		
DePersia	0	3		
Harvey	1	3		
Seay	0	3		
LaStrap	1	2		
McClure	1	2		
Isitua	1	1		
20+ Point Scoring Games				
Name	Sea	Car		
30+ Point Scoring Games				
Name	Sea	Car		
Double-Digit Reb. Games				
Name	Sea	Car		
Maxwell	1	1		
Double-Doubles				
Name	Sea	Car		
Maxwell	1	1		
Games Started				
Name	Sea	Car		
DePersia	0	27		
McClure	6	18		
Carrasco	6	6		
Pruitt	6	6		
Stanton III	6	6		
Harvey	1	5		
Maxwell	5	5		
Pandev	0	3		
Seay	0	2		
LaStrap	0	1		

Times Leading the Team in...		
Points		
Name	Sea	Car
Maxwell	5	5
Harvey	0	1
LaStrap	1	1
Rebounds		
Name	Sea	Car
Maxwell	4	4
McClure	2	2
Harvey	1	1
Pruitt	1	1
Assists		
Name	Sea	Car
DePersia	1	20
LaStrap	3	5
Pruitt	2	2
Stanton III	2	2
Harvey	1	1
McClure	0	1
Pandev	1	1
Steals		
Name	Sea	Car
DePersia	1	13
LaStrap	4	7
McClure	3	4
Pruitt	3	3
Maxwell	2	2
Harvey	1	1
Isitua	1	1
Seay	0	1
Blocked Shots		
Name	Sea	Car
McClure	0	3
Carrasco	2	4
DePersia	0	2
Maxwell	2	2
Harvey	0	1
Isitua	1	1
Maxwell	1	1
Pandev	0	1
Pruitt	1	1

SPECIALTY STATS

PP = Points in the Paint: POT = Points off Turnover: 2nd = 2nd Chance Points: BP = Bench Points

[illegible]

WIN/LOSS MARGINS														
Wins	1													
MARGIN	1	2	3	4	5	6	7	8	9	10	11-15	16-20	21-29	30+
Losses			1	1			1					2		

2021-2022 IUPUI STATISTICS

Game Records

Record	Overall	Home	Away	Neutral
ALL GAMES	1-5	1-0	0-3	0-2
CONFERENCE	0-0	0-0	0-0	0-0
NON-CONFERENCE	1-5	1-0	0-3	0-2

Score by Periods

Team	1st	2nd	OT	TOT
IUPUI	150	161	0	311
Opponents	154	191	0	345

Team Box Score

No.	Player				Total		3-Point		F-Throw		Rebounds											
		GP-GS	MIN	AVG	FG-FGA	FG%	3FG-3FGA	3FG%	FT-FTA	FT%	OFF	DEF	TOT	AVG	PF	DQ	A	TO	BLK	STL	PTS	AVG
00	MAXWELL, B.J.	5-5	152:32	30.5	20-63	.317	7-28	.250	16-20	.800	6	22	28	5.6	13	0	2	7	5	3	63	12.6
5	MCCLURE, Nathan	6-6	149:01	24.8	13-34	.382	5-22	.227	3-5	.600	7	22	29	4.8	12	0	4	2	0	4	34	5.7
2	HARVEY, Bobby	6-1	132:14	22.0	11-34	.324	8-23	.348	2-2	1.000	3	16	19	3.2	11	0	7	3	0	3	32	5.3
4	LASTRAP, Bakari	6-0	94:01	15.7	13-29	.448	1-5	.200	3-8	.375	1	8	9	1.5	15	0	12	23	0	6	30	5.0
12	SEAY, Azariah	6-0	95:50	16.0	10-29	.345	2-15	.133	6-10	.600	9	7	16	2.7	10	0	3	9	0	0	28	4.7
23	ISITUA, Chuks	6-0	91:11	15.2	9-13	.692	0-0	.000	9-13	.692	2	8	10	1.7	16	0	2	9	5	1	27	4.5
25	STANTON III, Boston	6-6	128:28	21.4	9-31	.290	6-18	.333	2-4	.500	0	15	15	2.5	7	0	14	16	1	1	26	4.3
1	PRUITT, KJ	6-6	155:44	26.0	9-22	.409	3-9	.333	4-6	.667	1	13	14	2.3	11	0	8	18	3	5	25	4.2
24	CARRASCO, Jonah	6-6	86:38	14.4	9-15	.600	0-0	.000	2-6	.333	12	12	24	4.0	13	0	0	4	5	0	20	3.3
10	DEPERSIA, Mike	4-0	73:40	18.4	4-10	.400	3-7	.429	2-6	.333	0	8	8	2.0	9	1	9	3	0	1	13	3.3
33	PANDEV, Dimitar	6-0	40:41	6.8	6-10	.600	1-3	.333	0-0	.000	1	6	7	1.2	1	0	2	2	0	1	13	2.2
Team											15	11	26					8				
Total		6	1200		113-290	.390	36-130	.277	49-80	.613	57	148	205	34.2	118	1	63	104	19	25	311	51.8
Opponents		6	1200		111-290	.383	30-100	.300	93-135	.689	56	133	189	31.5	84	1	53	83	7	51	345	57.5

Team Statistics

	IUPUI	OPP
Scoring	311	345
Points per game	51.8	57.5
Scoring margin	-5.7	-
Field goals-att	113-290	111-290
Field goal pct	.390	.383
3 point fg-att	36-130	30-100
3-point FG pct	.277	.300
3-pt FG made per game	6.0	5.0
Free throws-att	49-80	93-135
Free throw pct	.613	.689
F-Throws made per game	8.2	15.5
Rebounds	205	189
Rebounds per game	34.2	31.5
Rebounding margin	+2.7	-
Assists	63	53
Assists per game	10.5	8.8
Turnovers	104	83
Turnovers per game	17.3	13.8
Turnover margin	-3.5	-
Assist/turnover ratio	0.6	0.6
Steals	25	51
Steals per game	4.2	8.5
Blocks	19	7
Blocks per game	3.2	1.2
Winning streak	1	-
Home win streak	1	-
Attendance	603	10957
Home games-Avg/Game	1-603	3-3652
Neutral site-Avg/Game	-	2-173

Team Results

Date	Opponent	Score	Att.
11/09/2021	at Butler	L 47-56	7134
11/11/2021	at Evansville	L 40-60	3145
11/15/2021	vs Denver	L 47-63	197
11/16/2021	vs A&M-Corpus Christi	L 59-65	148
11/17/2021	at UTSA	L 57-60	678
11/23/2021	Spalding	W 61-41	603

2021-2022 IUPUI HORIZON LEAGUE ONLY STATISTICS

Game Records

Record	Overall	Home	Away	Neutral
ALL GAMES	0-0	0-0	0-0	0-0
CONFERENCE	0-0	0-0	0-0	0-0
NON-CONFERENCE	0-0	0-0	0-0	0-0

Score by Periods

Team	1st	2nd	OT	TOT
IUPUI	0	0	0	0
Opponents	0	0	0	0

Team Box Score

No.	Player				Total		3-Point		F-Throw		Rebounds											
		GP-GS	MIN	AVG	FG-FGA	FG%	3FG-3FGA	3FG%	FT-FTA	FT%	OFF	DEF	TOT	AVG	PF	DQ	A	TO	BLK	STL	PTS	AVG
Team																						
Total		0	0		0-0	.000	0-0	.000	0-0	.000	0	0	0	0.0	0	0	0	0	0	0	0	0.0
Opponents		0	0		0-0	.000	0-0	.000	0-0	.000	0	0	0	0.0	0	0	0	0	0	0	0	0.0

Team Statistics

	IUPUI	OPP
Scoring	0	0
Points per game	0.0	0.0
Scoring margin	0.0	-
Field goals-att	0-0	0-0
Field goal pct	.000	.000
3 point fg-att	0-0	0-0
3-point FG pct	.000	.000
3-pt FG made per game	0.0	0.0
Free throws-att	0-0	0-0
Free throw pct	.000	.000
F-Throws made per game	0.0	0.0
Rebounds	0	0
Rebounds per game	0.0	0.0
Rebounding margin	0.0	-
Assists	0	0
Assists per game	0.0	0.0
Turnovers	0	0
Turnovers per game	0.0	0.0
Turnover margin	0.0	-
Assist/turnover ratio	0.0	0.0
Steals	0	0
Steals per game	0.0	0.0
Blocks	0	0
Blocks per game	0.0	0.0
Winning streak	0	-
Home win streak	0	-
Attendance	0	0
Home games-Avg/Game	0-0	0-0
Neutral site-Avg/Game	-	0-0

Team Results

Date	Opponent	Score	Att.
------	----------	-------	------

2021-2022 STATISTICAL SPLITS

Wins (1 total)

No.	Player				Total		3-Point		F-Throw		Rebounds											
		GP-GS	MIN	AVG	FG-FGA	FG%	3FG-3FGA	3FG%	FT-FTA	FT%	OFF	DEF	TOT	AVG	PF	DQ	A	TO	BLK	STL	PTS	AVG
4	LASTRAP, Bakari	1-0	19:34	19.6	3-5	.600	1-1	1.000	3-4	.750	0	3	3	3.0	4	0	2	5	0	1	10	10.0
12	SEAY, Azariah	1-0	18:15	18.3	3-4	.750	1-2	.500	1-2	.500	2	4	6	6.0	2	0	0	3	0	0	8	8.0
24	CARRASCO, Jonah	1-1	18:53	18.9	4-5	.800	0-0	.000	0-1	.000	4	2	6	6.0	2	0	0	1	2	0	8	8.0
25	STANTON III, Boston	1-1	26:19	26.3	2-8	.250	2-6	.333	2-2	1.000	0	0	0	0.0	2	0	2	3	0	0	8	8.0
33	PANDEV, Dimitar	1-0	15:58	16.0	3-5	.600	1-3	.333	0-0	.000	1	3	4	4.0	0	0	2	1	0	1	7	7.0
23	ISITUA, Chuks	1-0	15:57	16.0	1-2	.500	0-0	.000	3-4	.750	1	1	2	2.0	4	0	1	3	1	0	5	5.0
5	MCCLURE, Nathan	1-1	26:50	26.8	2-6	.333	0-3	.000	1-2	.500	2	5	7	7.0	1	0	1	0	0	0	5	5.0
1	PRUITT, KJ	1-1	31:02	31.0	2-5	.400	1-2	.500	0-0	.000	0	1	1	1.0	1	0	2	0	1	2	5	5.0
2	HARVEY, Bobby	1-1	27:12	27.2	2-8	.250	1-6	.167	0-0	.000	0	3	3	3.0	2	0	2	1	0	3	5	5.0
Team											2	3	5					2				
Total		1	200		22-48	.458	7-23	.304	10-15	.667	12	25	37	37.0	18	0	12	19	4	7	61	61.0
Opponents		1	200		16-44	.364	0-7	.000	9-13	.692	6	14	20	20.0	13	0	3	19	0	8	41	41.0

Losses (5 total)

No.	Player				Total		3-Point		F-Throw		Rebounds											
		GP-GS	MIN	AVG	FG-FGA	FG%	3FG-3FGA	3FG%	FT-FTA	FT%	OFF	DEF	TOT	AVG	PF	DQ	A	TO	BLK	STL	PTS	AVG
00	MAXWELL, B.J.	5-5	152:32	30.5	20-63	.317	7-28	.250	16-20	.800	6	22	28	5.6	13	0	2	7	5	3	63	12.6
5	MCCLURE, Nathan	5-5	122:11	24.4	11-28	.393	5-19	.263	2-3	.667	5	17	22	4.4	11	0	3	2	0	4	29	5.8
2	HARVEY, Bobby	5-0	105:02	21.0	9-26	.346	7-17	.412	2-2	1.000	3	13	16	3.2	9	0	5	2	0	0	27	5.4
23	ISITUA, Chuks	5-0	75:14	15.0	8-11	.727	0-0	.000	6-9	.667	1	7	8	1.6	12	0	1	6	4	1	22	4.4
1	PRUITT, KJ	5-5	124:42	24.9	7-17	.412	2-7	.286	4-6	.667	1	12	13	2.6	10	0	6	18	2	3	20	4.0
12	SEAY, Azariah	5-0	77:35	15.5	7-25	.280	1-13	.077	5-8	.625	7	3	10	2.0	8	0	3	6	0	0	20	4.0
4	LASTRAP, Bakari	5-0	74:27	14.9	10-24	.417	0-4	.000	0-4	.000	1	5	6	1.2	11	0	10	18	0	5	20	4.0
25	STANTON III, Boston	5-5	102:09	20.4	7-23	.304	4-12	.333	0-2	.000	0	15	15	3.0	5	0	12	13	1	1	18	3.6
10	DEPERIA, Mike	4-0	73:40	18.4	4-10	.400	3-7	.429	2-6	.333	0	8	8	2.0	9	1	9	3	0	1	13	3.3
24	CARRASCO, Jonah	5-5	67:45	13.6	5-10	.500	0-0	.000	2-5	.400	8	10	18	3.6	11	0	0	3	3	0	12	2.4
33	PANDEV, Dimitar	5-0	24:43	4.9	3-5	.600	0-0	.000	0-0	.000	0	3	3	0.6	1	0	0	1	0	0	6	1.2
Team											13	8	21					6				
Total		5	1000		91-242	.376	29-107	.271	39-65	.600	45	123	168	33.6	100	1	51	85	15	18	250	50.0
Opponents		5	1000		95-246	.386	30-93	.323	84-122	.689	50	119	169	33.8	71	1	50	64	7	43	304	60.8

Home (1-0)

No.	Player				Total		3-Point		F-Throw		Rebounds											
		GP-GS	MIN	AVG	FG-FGA	FG%	3FG-3FGA	3FG%	FT-FTA	FT%	OFF	DEF	TOT	AVG	PF	DQ	A	TO	BLK	STL	PTS	AVG
4	LASTRAP, Bakari	1-0	19:34	19.6	3-5	.600	1-1	1.000	3-4	.750	0	3	3	3.0	4	0	2	5	0	1	10	10.0
12	SEAY, Azariah	1-0	18:15	18.3	3-4	.750	1-2	.500	1-2	.500	2	4	6	6.0	2	0	0	3	0	0	8	8.0
24	CARRASCO, Jonah	1-1	18:53	18.9	4-5	.800	0-0	.000	0-1	.000	4	2	6	6.0	2	0	0	1	2	0	8	8.0
25	STANTON III, Boston	1-1	26:19	26.3	2-8	.250	2-6	.333	2-2	1.000	0	0	0	0.0	2	0	2	3	0	0	8	8.0
33	PANDEV, Dimitar	1-0	15:58	16.0	3-5	.600	1-3	.333	0-0	.000	1	3	4	4.0	0	0	2	1	0	1	7	7.0
23	ISITUA, Chuks	1-0	15:57	16.0	1-2	.500	0-0	.000	3-4	.750	1	1	2	2.0	4	0	1	3	1	0	5	5.0
5	MCCLURE, Nathan	1-1	26:50	26.8	2-6	.333	0-3	.000	1-2	.500	2	5	7	7.0	1	0	1	0	0	0	5	5.0
1	PRUITT, KJ	1-1	31:02	31.0	2-5	.400	1-2	.500	0-0	.000	0	1	1	1.0	1	0	2	0	1	2	5	5.0
2	HARVEY, Bobby	1-1	27:12	27.2	2-8	.250	1-6	.167	0-0	.000	0	3	3	3.0	2	0	2	1	0	3	5	5.0
Team											2	3	5					2				
Total		1	200		22-48	.458	7-23	.304	10-15	.667	12	25	37	37.0	18	0	12	19	4	7	61	61.0
Opponents		1	200		16-44	.364	0-7	.000	9-13	.692	6	14	20	20.0	13	0	3	19	0	8	41	41.0

Road/Neutral (0-5)

No.	Player				Total		3-Point		F-Throw		Rebounds											
		GP-GS	MIN	AVG	FG-FGA	FG%	3FG-3FGA	3FG%	FT-FTA	FT%	OFF	DEF	TOT	AVG	PF	DQ	A	TO	BLK	STL	PTS	AVG
00	MAXWELL, B.J.	5-5	152:32	30.5	20-63	.317	7-28	.250	16-20	.800	6	22	28	5.6	13	0	2	7	5	3	63	12.6
5	MCCLURE, Nathan	5-5	122:11	24.4	11-28	.393	5-19	.263	2-3	.667	5	17	22	4.4	11	0	3	2	0	4	29	5.8
2	HARVEY, Bobby	5-0	105:02	21.0	9-26	.346	7-17	.412	2-2	1.000	3	13	16	3.2	9	0	5	2	0	0	27	5.4
23	ISITUA, Chuks	5-0	75:14	15.0	8-11	.727	0-0	.000	6-9	.667	1	7	8	1.6	12	0	1	6	4	1	22	4.4
4	LASTRAP, Bakari	5-0	74:27	14.9	10-24	.417	0-4	.000	0-4	.000	1	5	6	1.2	11	0	10	18	0	5	20	4.0
1	PRUITT, KJ	5-5	124:42	24.9	7-17	.412	2-7	.286	4-6	.667	1	12	13	2.6	10	0	6	18	2	3	20	4.0
12	SEAY, Azariah	5-0	77:35	15.5	7-25	.280	1-13	.077	5-8	.625	7	3	10	2.0	8	0	3	6	0	0	20	4.0
25	STANTON III, Boston	5-5	102:09	20.4	7-23	.304	4-12	.333	0-2	.000	0	15	15	3.0	5	0	12	13	1	1	18	3.6
10	DEPERIA, Mike	4-0	73:40	18.4	4-10	.400	3-7	.429	2-6	.333	0	8	8	2.0	9	1	9	3	0	1	13	3.3
24	CARRASCO, Jonah	5-5	67:45	13.6	5-10	.500	0-0	.000	2-5	.400	8	10	18	3.6	11	0	0	3	3	0	12	2.4
33	PANDEV, Dimitar	5-0	24:43	4.9	3-5	.600	0-0	.000	0-0	.000	0	3	3	0.6	1	0	0	1	0	0	6	1.2
Team											13	8	21					6				
Total		5	1000		91-242	.376	29-107	.271	39-65	.600	45	123	168	33.6	100	1	51	85	15	18	250	50.0
Opponents		5	1000		95-246	.386	30-93	.323	84-122	.689	50	119	169	33.8	71	1	50	64	7	43	304	60.8

2021-2022 IUPUI GAME HIGHS/LOWS

IUPUI - Game Highs

POINTS	61 59 57 47 47		Spalding (11/23/2021) vs A&M-Corpus Christi (N) (11/16/2021) at UTSA (11/17/2021) vs Denver (N) (11/15/2021) at Butler (11/09/2021)
FIELD GOALS MADE	23 22		at UTSA (11/17/2021) Spalding (11/23/2021)
FIELD GOAL ATTEMPTS	52 48 48 48		vs Denver (N) (11/15/2021) Spalding (11/23/2021) at Evansville (11/11/2021) at Butler (11/09/2021)
FIELD GOAL PERCENTAGE	.489 .458	(23-47) (22-48)	at UTSA (11/17/2021) Spalding (11/23/2021)
3 PT FG MADE	9 7 7 7		vs Denver (N) (11/15/2021) Spalding (11/23/2021) at UTSA (11/17/2021) vs A&M-Corpus Christi (N) (11/16/2021)
3 PT FG ATTEMPTS	27 25		vs Denver (N) (11/15/2021) vs A&M-Corpus Christi (N) (11/16/2021)
3 PT FG PERCENTAGE	.389 .333	(7-18) (9-27)	at UTSA (11/17/2021) vs Denver (N) (11/15/2021)
FREE THROWS MADE	16 10		vs A&M-Corpus Christi (N) (11/16/2021) Spalding (11/23/2021)
FREE THROW ATTEMPTS	23 15 15		vs A&M-Corpus Christi (N) (11/16/2021) Spalding (11/23/2021) at Butler (11/09/2021)
FREE THROW PERCENTAGE	.696 .667 .667	(16-23) (10-15) (6-9)	vs A&M-Corpus Christi (N) (11/16/2021) Spalding (11/23/2021) vs Denver (N) (11/15/2021)
REBOUNDS	41 38		vs A&M-Corpus Christi (N) (11/16/2021) vs Denver (N) (11/15/2021)
ASSISTS	13 12 12 12		at UTSA (11/17/2021) Spalding (11/23/2021) vs A&M-Corpus Christi (N) (11/16/2021) vs Denver (N) (11/15/2021)
STEALS	7 5		Spalding (11/23/2021) at Butler (11/09/2021)
BLOCKED SHOTS	6 5		at UTSA (11/17/2021) at Butler (11/09/2021)
TURNOVERS	25 21		vs A&M-Corpus Christi (N) (11/16/2021) vs Denver (N) (11/15/2021)
FOULS	24 23		vs A&M-Corpus Christi (N) (11/16/2021) vs Denver (N) (11/15/2021)

IUPUI - Game Lows

POINTS	40 47 47 57 59		at Evansville (11/11/2021) vs Denver (N) (11/15/2021) at Butler (11/09/2021) at UTSA (11/17/2021) vs A&M-Corpus Christi (N) (11/16/2021)
FIELD GOALS MADE	16 16		vs Denver (N) (11/15/2021) at Evansville (11/11/2021)
FIELD GOAL ATTEMPTS	47 47		at UTSA (11/17/2021) vs A&M-Corpus Christi (N) (11/16/2021)
FIELD GOAL PERCENTAGE	.308 .333	(16-52) (16-48)	vs Denver (N) (11/15/2021) at Evansville (11/11/2021)
3 PT FG MADE	3 3		at Evansville (11/11/2021) at Butler (11/09/2021)
3 PT FG ATTEMPTS	14 18		at Evansville (11/11/2021) at UTSA (11/17/2021)
3 PT FG PERCENTAGE	.130 .214	(3-23) (3-14)	at Butler (11/09/2021) at Evansville (11/11/2021)
FREE THROWS MADE	4 5		at UTSA (11/17/2021) at Evansville (11/11/2021)
FREE THROW ATTEMPTS	8 9		at UTSA (11/17/2021) vs Denver (N) (11/15/2021)
FREE THROW PERCENTAGE	.500 .500	(5-10) (4-8)	at Evansville (11/11/2021) at UTSA (11/17/2021)
REBOUNDS	26 26		at Evansville (11/11/2021) at Butler (11/09/2021)
ASSISTS	7 7		at Evansville (11/11/2021) at Butler (11/09/2021)
STEALS	2 3		vs Denver (N) (11/15/2021) vs A&M-Corpus Christi (N) (11/16/2021)
BLOCKED SHOTS	0 1		vs Denver (N) (11/15/2021) at Evansville (11/11/2021)
TURNOVERS	9 15 15		at Butler (11/09/2021) at UTSA (11/17/2021) at Evansville (11/11/2021)
FOULS	14 18		at UTSA (11/17/2021) Spalding (11/23/2021)

2021-2022 OPPONENT GAME HIGHS/LOWS

Opponent - Game Highs

POINTS	65		vs A&M-Corpus Christi (N) (11/16/2021)
	63		vs Denver (N) (11/15/2021)
	60		at UTSA (11/17/2021)
	60		at Evansville (11/11/2021)
	56		at Butler (11/09/2021)
FIELD GOALS MADE	21		at UTSA (11/17/2021)
	21		vs Denver (N) (11/15/2021)
FIELD GOAL ATTEMPTS	63		at UTSA (11/17/2021)
	55		vs A&M-Corpus Christi (N) (11/16/2021)
FIELD GOAL PERCENTAGE	.474	(18-38)	at Evansville (11/11/2021)
	.457	(21-46)	vs Denver (N) (11/15/2021)
3 PT FG MADE	8		vs Denver (N) (11/15/2021)
	7		at UTSA (11/17/2021)
	7		at Butler (11/09/2021)
3 PT FG ATTEMPTS	25		at Butler (11/09/2021)
	19		at UTSA (11/17/2021)
	19		at Evansville (11/11/2021)
3 PT FG PERCENTAGE	.500	(8-16)	vs Denver (N) (11/15/2021)
	.368	(7-19)	at UTSA (11/17/2021)
FREE THROWS MADE	23		vs A&M-Corpus Christi (N) (11/16/2021)
	19		at Butler (11/09/2021)
FREE THROW ATTEMPTS	35		vs A&M-Corpus Christi (N) (11/16/2021)
	24		vs Denver (N) (11/15/2021)
	24		at Evansville (11/11/2021)
FREE THROW PERCENTAGE	.826	(19-23)	at Butler (11/09/2021)
	.750	(18-24)	at Evansville (11/11/2021)
REBOUNDS	38		at Butler (11/09/2021)
	36		vs A&M-Corpus Christi (N) (11/16/2021)
ASSISTS	12		vs A&M-Corpus Christi (N) (11/16/2021)
	11		at UTSA (11/17/2021)
	11		at Butler (11/09/2021)
STEALS	12		vs A&M-Corpus Christi (N) (11/16/2021)
	12		at Evansville (11/11/2021)
BLOCKED SHOTS	3		vs Denver (N) (11/15/2021)
	2		at Evansville (11/11/2021)
TURNOVERS	19		Spalding (11/23/2021)
	15		vs A&M-Corpus Christi (N) (11/16/2021)
FOULS	24		vs A&M-Corpus Christi (N) (11/16/2021)
	14		at Butler (11/09/2021)

Opponent - Game Lows

POINTS	41		Spalding (11/23/2021)
	56		at Butler (11/09/2021)
	60		at UTSA (11/17/2021)
	60		at Evansville (11/11/2021)
	63		vs Denver (N) (11/15/2021)
FIELD GOALS MADE	15		at Butler (11/09/2021)
	16		Spalding (11/23/2021)
FIELD GOAL ATTEMPTS	38		at Evansville (11/11/2021)
	44		Spalding (11/23/2021)
	44		at Butler (11/09/2021)
FIELD GOAL PERCENTAGE	.333	(21-63)	at UTSA (11/17/2021)
	.341	(15-44)	at Butler (11/09/2021)
3 PT FG MADE	0		Spalding (11/23/2021)
	2		vs A&M-Corpus Christi (N) (11/16/2021)
3 PT FG ATTEMPTS	7		Spalding (11/23/2021)
	14		vs A&M-Corpus Christi (N) (11/16/2021)
3 PT FG PERCENTAGE	.000	(0-7)	Spalding (11/23/2021)
	.143	(2-14)	vs A&M-Corpus Christi (N) (11/16/2021)
FREE THROWS MADE	9		Spalding (11/23/2021)
	11		at UTSA (11/17/2021)
FREE THROW ATTEMPTS	13		Spalding (11/23/2021)
	16		at UTSA (11/17/2021)
FREE THROW PERCENTAGE	.542	(13-24)	vs Denver (N) (11/15/2021)
	.657	(23-35)	vs A&M-Corpus Christi (N) (11/16/2021)
REBOUNDS	20		Spalding (11/23/2021)
	29		vs Denver (N) (11/15/2021)
ASSISTS	3		Spalding (11/23/2021)
	7		at Evansville (11/11/2021)
STEALS	3		at Butler (11/09/2021)
	7		at UTSA (11/17/2021)
BLOCKED SHOTS	0		Spalding (11/23/2021)
	0		vs A&M-Corpus Christi (N) (11/16/2021)
TURNOVERS	10		at UTSA (11/17/2021)
	12		vs Denver (N) (11/15/2021)
FOULS	10		at Evansville (11/11/2021)
	11		at UTSA (11/17/2021)



IUPUI Hall of Famer **Matt Crenshaw** was named the tenth head coach of the Jaguars' men's basketball program in April 2021. Crenshaw, the program's all-time leader in assists and longtime assistant coach, was selected following a national search, facilitated by an IUPUI campus-wide search committee and assisted by Parker Executive Search. He brings 15 years of collegiate coaching experience to the Jaguar program.

Before his return to IUPUI, Crenshaw spent three seasons as an assistant at Ball State, serving as the Cardinals' co-defensive coordinator. In addition, he was instrumental in BSU's guard development, recruiting efforts and advance scouting. Under his tutelage, Ball State boasted All-Mid-American Conference performers Tayler Persons, Ishmael El-Amin, K.J. Walton and 2019-20 MAC Freshman of the Year Jarron Coleman. In addition, Ball State had the MAC's best scoring defense during the 2019-2020 season and captured a West Division championship before the season was halted due to COVID-19.

Crenshaw previously spent 12 seasons on the IUPUI bench, including his final seven years as the program's associate head coach. He was on the IUPUI coaching staff when the Jaguars notched a 26-7 mark in 2007-2008, led by the program's first NBA Draft pick, George Hill. While at IUPUI, he coached 15 all-league performers, two all-district honorees, three Mid-Major All-Americans and one CoSIDA Academic All-American.

His time on the IUPUI sidelines spanned the tenures of three head coaches, starting with his college coach Ron Hunter. Crenshaw was instrumental in a pair of firsts - leading the Jaguars to their first NCAA Tournament as a player and helping the program to its first postseason victory as a coach.

That victory came in the 2010 College Basketball Invitational as part of a 25-win season in which IUPUI fell one win shy of tying the program's single-season record for victories. That season also included one of the Jaguars' two trips to the Summit League championship game during Crenshaw's time on the bench.

In May of 2013, Crenshaw was selected from a competitive field of talented assistant coaches and invited to participate in the NCAA's A.C.E (Achieving Coaching Excellence) Program. The professional development seminar provided an opportunity to focus on training and education in the areas of leadership, communication, campus relations, media, community involvement and program management. He was able to implement much of the training as he has excelled in academic oversight and been active on campus, both at IUPUI and Ball State. He's also helped spearhead community service initiatives in both Indianapolis and Muncie.

As a player, Crenshaw gained national acclaim in March 2003 when his last second jumper sent IUPUI to a thrilling win over Valparaiso in the Mid-Continent Conference championship game and the program's first-ever NCAA Tournament berth.

The Charlottesville, Va.-native capped his collegiate career with an outstanding senior season, earning Mid-Con Defensive Player of the Year honors and Honorable Mention All Mid-Con honors. The 6-foot-2 guard averaged 11.7 points, 5.6 assists



THE CRENSHAW FILE

Alma Mater:	IUPUI, '04
Seasons with IUPUI:	13th season overall; 1st as HC
Career Record:	1-5 (1st season)
IUPUI Record:	1-5 (1st season)
Coaching Experience:	2006-10, Asst. Coach, IUPUI 2010-18, Associate Head Coach, IUPUI 2018-21, Assistant Coach, Ball State 2021-present, Head Coach, IUPUI

and 4.4 rebounds per game as IUPUI went 21-11 overall. He shot 57.3 percent from the floor from his guard spot, while playing 36.3 minutes per game. He was a Preseason All Mid-Con selection prior to his senior season.

He finished his career ranked sixth in school history with 157 steals and led the Mid-Con as a junior and senior in assist-to-turnover ratio. He played in 123 career games, making 98 starts during his four years, totaling 923 points and 422 rebounds to accompany his school record 510 assists. He later had his No. 21 jersey retired by the program, becoming just the third former player to have his number retired to the IUPUI rafters.

After graduating from IUPUI in 2004, Crenshaw spent two years playing professionally both in the U.S. and overseas. He has played professionally in the ABA, Slovakia and Poland. While in Slovakia, he helped his squad to the Slovakian National Championship, while earning Playoff MVP honors. He was pegged by Eurobasket.com as the All-Slovakian League Import Player of the Year and First Team All-League before turning his attention to the coaching ranks.

ALL-TIME RESULTS

Detroit Mercy (2-4)

H: 2-1, A: 0-3, N: 0-0

D1 era: 2-4, OT: 0-0

1-16-2018	H	81-66	W
2-2-2018	A	60-74	L
1-26-2019	H	80-65	W
2-28-2019	A	85-87	L
1-23-2020	A	64-76	L
2-29-2020	H	88-90	L

THE LAST MEETING - DETROIT MERCY 90, IUPUI 88 (FEB. 29, 2020 - INDIANA FARMERS COLISEUM)

DETROIT MERCY OUTGUNS JAGUARS IN REGULAR SEASON FINALE, 90-88

INDIANAPOLIS (Feb. 29, 2020) - Both IUPUI and Detroit Mercy flexed their offensive muscles in a good ole' fashioned showdown on Saturday (Feb. 29) with the visiting Titans coming away with a season ending win, 90-88, inside Indiana Farmers Coliseum. Junior Marcus Burk was one of three IUPUI players to pump in more than 20, closing with a team-high 24 points on 7-of-14 shooting. Junior Elijah Goss recorded his 12th double-double of the season with a career-high 23 points and 12 boards and junior Jaylen Minnett became IUPUI's all-time leader in threes made as part of his 22-point effort. Senior Zo Tyson added to the offensive attack with a career-high 11 points and eight rebounds, but it was all for naught as the Jaguars were on the receiving end of a one-man offensive clinic.

UDM sophomore Antoine Davis pumped in 43 points on 15-of-28 shooting and was one of two Titans to close in double-digits for the victors.

The back-and-forth affair featured 14 ties and 22 lead changes with the last going in favor of Detroit Mercy (8-23, 6-12 HL) with 1:13 to play. IUPUI tied the game at 84 all with 2:39 remaining when Grant Weatherford split a pair of free throws. However, UDM went back in front when Marquis Moore similarly split a pair with 1:13 left after he drew a foul on a contested jumper as the shot clock expired.

IUPUI had missed a pair of potential go-ahead attempts on the prior possession, keeping the score tied.

Down one, IUPUI missed a trey with under a minute to play and IUPUI responded when Moore again worked a trip to the free throw line and split a pair. On IUPUI's next trip, Weatherford missed a tough leaner and had to immediately foul to extend the game. From there, the guests made four free throws down the stretch sandwiched around a Mike DePersia layup to seal the win.

Both teams shot 51 percent from the floor with the guests connecting on 11-of-29 (37.9 percent) from deep. IUPUI was 7-of-22 (31.8 percent) with six of the makes coming from Minnett. In doing so, Minnett took over the single-season (111) and career (240) records for threes made.

IUPUI (7-24, 3-15 HL) trailed 55-54 early in the second half before Minnett fueled a 14-4 run to build a nine-point lead. The Jaguars' top sniper connected on four triples in less than three minutes, including a pair from 30-feet out, to take their largest lead. However, IUPUI had no answer for Davis and other Titans chipped in at key moments as both Jordan Gorman and Moore had important three-point makes in the latter stages of the game.

Moore had 16 points on 6-of-7 shooting and grabbed eight rebounds. Dwayne Rose Jr. added eight points before fouling out. Chris Brandon contributed six points and a team-high 10 rebounds.

Behind Goss and Tyson, IUPUI outscored Detroit Mercy 48-24 in the paint with a flurry of dunks and layups. The pair was a combined 16-of-26 from the field as both tallied new career bests. The Jaguars put on a geometry clinic against the Titans' zone defense, using diagonal passing to find the gap and get their bigs free on the baseline.

Weatherford had a career-high seven assists as the Jaguars' attack had 17 helpers against just nine turnovers.

Both sides were firing from the outset as Davis hit for 22 first half points and Burk tallied 20 before the break on 6-of-8 shooting. The Titans shot 59 percent from the floor in the first half while IUPUI connected on 52 percent.

The loss dropped IUPUI to 2-10 in games decided by six points or less this season. It also gave UDM a regular season sweep of the Jaguars as IUPUI dropped a third straight meeting with the Titans.

Detroit Mercy 90 • 8-23, 6-12 HL

#	Player	Total		3-Ptr	Rebounds			PF	TP	A	TO	Blk	Stl	Min
		FG-FGA	FG-FGA		Off	Def	Tot							
21	Chris Brandon	f	2-4	0-0	2-2	3	7	10	1	6	0	1	1	39
41	Willy Isiani	f	0-3	0-2	0-0	2	1	3	2	0	2	1	0	19
00	Antoine Davis	g	15-28	6-16	7-8	0	2	2	1	43	1	5	0	37
01	Marquis Moore	g	6-7	2-2	2-4	1	7	8	3	16	0	2	0	36
04	Dwayne Rose Jr.	g	3-7	0-0	2-4	0	1	1	4	8	0	1	0	19
05	Jordan Gorman	g	2-7	1-4	0-0	1	1	2	2	5	4	0	0	23
10	Boe Nguidjol	g	3-4	1-2	2-2	1	4	5	0	9	0	0	0	23
12	Brad Calipari	g	1-3	1-3	0-0	0	0	0	0	3	0	0	0	4
Team					1	0	1							
Totals			32-63	11-29	15-20	9	23	32	13	90	7	10	1	6
FG % 1st Half:		17-29	58.6%	2nd half:	15-34	44.1%	Game:	32-63	50.8%	Deadball				
3FG % 1st Half:		5-13	38.5%	2nd half:	6-16	37.5%	Game:	11-29	37.9%	Rebounds				
FT % 1st Half:		5-7	71.4%	2nd half:	10-13	76.9%	Game:	15-20	75.0%	4				

IUPUI 88 • 7-24, 3-15 HL

#	Player	Total		3-Ptr	Rebounds			PF	TP	A	TO	Blk	Stl	Min
		FG-FGA	FG-FGA		Off	Def	Tot							
30	TYSON, Zo	f	5-11	0-0	1-2	3	5	8	2	11	0	1	1	32
32	Goss, Elijah	f	11-15	0-3	1-1	6	6	12	2	23	2	1	0	37
00	MINNETT, Jaylen	f	8-18	6-14	0-0	0	4	4	1	22	3	2	0	40
14	BURK, Marcus	g	7-14	1-4	9-10	0	4	4	4	24	3	4	1	40
23	WEATHERFORD, Grant	g	2-7	0-1	2-4	1	1	2	3	6	7	1	0	36
10	DePersia, Mike	g	1-1	0-0	0-0	0	1	1	3	2	2	0	0	14
15	WHITE, Taveion	g	0-1	0-0	0-0	0	0	0	0	0	0	0	0	1
Team					1	2	3							
Totals			34-67	7-22	13-17	11	23	34	15	88	17	9	2	7
FG % 1st Half:		17-33	51.5%	2nd half:	17-34	50.0%	Game:	34-67	50.7%	Deadball				
3FG % 1st Half:		3-10	30.0%	2nd half:	4-12	33.3%	Game:	7-22	31.8%	Rebounds				
FT % 1st Half:		7-8	87.5%	2nd half:	6-9	66.7%	Game:	13-17	76.5%	3				

Officials: Jason Mirabito, Mark Riggs, Andy O'Brien
Technical fouls: Detroit Mercy-None. IUPUI-TYSON, Zo.
Attendance: 1252

Score by periods	1st	2nd	Total
Detroit Mercy	44	46	90
IUPUI	44	44	88

Points	In	Off	2nd	Fast	Bench
Paint	T/O	Chance	Break		
UDM	24	13	11	21	17
IUPUI	48	12	13	9	2

Last FG - UDM 2nd-03:52, IUPUI 2nd-00:00.
Largest lead - UDM by 4 1st-14:12, IUPUI by 9 2nd-12:42.
UDM led for 10:18. IUPUI led for 20:55. Game was tied for 08:47.

Score tied - 14 times.
Lead changed - 22 times.

PLAYER BIOS




B.J. MAXWELL

#00

Grad Student | Guard
6-5 | 200
Austin, Texas
LBJ (St. Edward's Univ.)

Birthdate: June 3, 1997 (age 24)
Major: Public Relations MA



KJ PRUITT

#1

Freshman | Guard
6-4 | 203
Lewisville, Texas
Sunrise Christian Academy

Birthdate: Sept. 8, 2000 (age 21)
Major: Sports Management

CAREER/SEASON HIGHS

CAREER HIGH	CATEGORY	SEASON HIGH
19 vs. Northwestern State (1/19/19)	PTS	14 - 3x
10 at UTSA (11/17/2021)	REB	10 at UTSA (11/17/2021)
5 vs. Northwestern State (1/19/19)	AST	2 at UTSA (11/17/2021)
6 - four times	FG	5 at UTSA (11/17/2021)
15 at UTSA (11/17/2021)	FGA	15 at UTSA (11/17/2021)
4 vs. Elon (11/22/18)	3FG	3 vs. Denver (11/15/2021)
7 - 4x	3FGA	7 - 3x
6 - twice	FT	6 vs. TAMUCC (11/16/2021)
6 - 3x	FTA	6 - twice
3 - three times	STL	1 - 3x
2 - 6x	BLK	2 - twice
38 at UC Riverside (11/24/18)	MIN	36 vs. TAMUCC (11/16/2021)

GAME-BY-GAME

Opponent	MIN	FG	3FG	FT	O-D-T	PF	A	TO	B	S	PTS
Anderson	21	6-9	1-3	0-0	0-1-1	3	0	0	0	0	13
at Butler*	27	4-11	2-7	4-6	0-6-6	2	0	0	2	1	14
at Evansville*	31	3-13	0-2	2-3	2-2-4	4	0	1	1	1	8
vs. Denver*	24	4-12	3-7	3-3	1-2-3	2	0	2	0	0	14
vs. TAMUCC*	36	4-12	0-5	6-6	1-4-5	3	0	4	0	1	14
at UTSA*	35	5-15	2-7	1-2	2-8-10	2	2	0	2	0	13
Spalding	did not play										
Detroit Mercy											
Oakland											
at Tenn. St.											
Chicgao St.											
Morehead St.											
Cleveland St.											
Purdue FW											
at Northern Ky.											
at Wright St.											
UIC											
at Green Bay											
at Milwaukee											
Wright St.											
Northern Ky.											
at Oakland											
at Detroit Mercy											
Y'town St.											
Robert Morris											
at Purdue FW											
at Cleveland St.											
at UIC											
at Robert Morris											
at Y'town St.											
Milwaukee											
Green Bay											
HL - 1st Rd.											
HL - 2nd Rd.											
HL Semis											
HL Finals											

* denotes starter

CAREER STATS

Season	GP-GS	MIN-Avg	FG	Pct.	3FG	Pct.	FT	Pct.
2015-16*	Did not play - redshirted							
2016-17*	17-0	179-10.5	23-47	.489	11-24	.458	1-1	1.000
2017-18*	31-2	308-9.9	43-92	.467	11-31	.355	9-16	.563
2018-19*	24-19	642-26.8	79-161	.491	34-84	.405	29-34	.853
2019-20**	2-2	27-13.5	1-10	.100	0-5	.000	0-0	.000
2020-21***	20-20	581-29.1	144-303	.475	40-109	.367	43-54	.796
2021-22	5-5	152-30.4	20-63	.317	7-28	.250	16-20	.800
TOTALS	5-5	152-30.4	20-63	.317	7-28	.250	16-20	.800

REBOUNDS

Season	O-D-REB-AVG.	PF-DQ	AST	TO	BLK	STL	PTS-PPG
2015-16*	Did not play - redshirted						
2016-17*	13-19-32-1.9	30-1	10	12	3	5	58-3.4
2017-18*	27-42-69-2.2	52-0	20	15	11	8	106-3.4
2018-19*	37-76-113-4.7	64-3	40	20	9	26	221-9.2
2019-20**	0-0-0-0.0	3-0	1	2	0	2	2-1.0
2020-21***	25-80-105-5.3	61-2	46	41	11	25	371-18.6
2021-22	6-22-28-5.6	13-0	2	7	5	3	63-12.6
TOTALS	6-22-28-5.6	13-0	2	7	5	3	63-12.6

* at Abilene Christian; ** at Detroit Mercy; *** at Saint Edward's University State I TOTALS only reflect IUPUI totals

CAREER/SEASON HIGHS

CAREER HIGH	CATEGORY	SEASON HIGH
5 - 3x	PTS	5 - 3x
7 vs. TAMUCC (11/16/2021)	REB	7 vs. TAMUCC (11/16/2021)
4 vs. TAMUCC (11/16/2021)	AST	4 vs. TAMUCC (11/16/2021)
2 - 3x	FG	2 - 3x
5 - 3x	FGA	5 - 3x
1 - 3x	3FG	1 - 3x
3 at UTSA (11/17/2021)	3FGA	3 at UTSA (11/17/2021)
2 - twice	FT	2 - twice
4 at Evansville (11/11/2021)	FTA	4 at Evansville (11/11/2021)
2 vs. Spalding (11/23/2021)	STL	2 vs. Spalding (11/23/2021)
2 at UTSA (11/17/2021)	BLK	2 at UTSA (11/17/2021)
31 vs. Spalding (11/23/2021)	MIN	31 vs. Spalding (11/23/2021)

GAME-BY-GAME

Opponent	MIN	FG	3FG	FT	O-D-T	PF	A	TO	B	S	PTS
Anderson	19	3-7	0-1	3-4	0-0-0	2	0	0	0	2	9
at Butler*	22	2-5	0-2	0-0	0-2-2	1	0	2	0	0	4
at Evansville*	26	1-2	0-0	2-4	0-0-0	1	0	3	0	1	4
vs. Denver*	19	1-3	0-1	0-0	0-1-1	3	1	5	0	0	2
vs. TAMUCC*	28	1-2	1-1	2-2	1-6-7	4	4	5	0	1	5
at UTSA*	30	2-5	1-3	0-0	0-3-3	1	1	3	2	1	5
Spalding*	31	2-5	1-2	0-0	0-1-1	1	2	0	1	2	5
Detroit Mercy											
Oakland											
at Tenn. St.											
Chicgao St.											
Morehead St.											
Cleveland St.											
Purdue FW											
at Northern Ky.											
at Wright St.											
UIC											
at Green Bay											
at Milwaukee											
Wright St.											
Northern Ky.											
at Oakland											
at Detroit Mercy											
Y'town St.											
Robert Morris											
at Purdue FW											
at Cleveland St.											
at UIC											
at Robert Morris											
at Y'town St.											
Milwaukee											
Green Bay											
HL - 1st Rd.											
HL - 2nd Rd.											
HL Semis											
HL Finals											

* denotes starter


CAREER STATS

Season	GP-GS	MIN-Avg	FG	Pct.	3FG	Pct.	FT	Pct.
2021-22	6-6	155-25.8	9-22	.409	3-9	.333	4-6	.667
TOTALS	6-6	155-25.8	9-22	.409	3-9	.333	4-6	.667

REBOUNDS

Season	O-D-REB-AVG.	PF-DQ	AST	TO	BLK	STL	PTS-PPG
2021-22	1-13-14-2.3	11-0	8	18	3	5	25-4.2
TOTALS	1-13-14-2.3	11-0	8	18	3	5	25-4.2

PLAYER BIOS



BOBBY HARVEY

Senior | Guard
6-3 | 200
Chicago, Ill.
Hillcrest (Wabash Valley J.C.)

Birthdate: Nov. 20, 1999 (age 22)
Major: General Studies

#2



BAKARI LaSTRAP

Sophomore | Guard
6-0 | 170
Houston, Texas
The Woodlands Christian Academy

Birthdate: July 10, 2001 (age 20)
Major: Business

#4

CAREER/SEASON HIGHS

CAREER HIGH	CATEGORY	SEASON HIGH
18 at Milwaukee (1/8/21)	PTS	13 vs. Denver (11/15/2021)
6 vs. Denver (11/15/2021)	REB	6 vs. Denver (11/15/2021)
2- 3x	AST	2 - twice
6 at Milwaukee (1/8/21)	FG	4 vs. Denver (11/15/2021)
13 at Milwaukee (1/8/21)	FGA	8 - twice
3 vs. Denver (11/15/2021)	3FG	3 vs. Denver (11/15/2021)
7 at Milwaukee (1/8/21)	3FGA	6 vs. Spalding (11/23/2021)
4 at Milwaukee (1/8/21)	FT	2 vs. Denver (11/15/2021)
6 at Milwaukee (1/8/21)	FTA	2 vs. Denver (11/15/2021)
3 vs. Spalding (11/23/2021)	STL	3 vs. Spalding (11/23/2021)
1 - twice	BLK	---
31 vs. Wright State (1/23/21)	MIN	28 vs. Spalding (11/23/2021)

GAME-BY-GAME

Opponent	MIN	FG	3FG	FT	O-D-T	PF	A	TO	B	S	PTS
Anderson*	21	0-3	0-2	2-2	0-2-2	3	1	0	0	0	2
at Butler	17	0-5	0-3	0-0	0-1-1	3	2	0	0	0	0
at Evansville	19	1-2	1-2	0-0	1-2-3	1	1	1	0	0	3
vs. Denver	27	4-8	3-5	2-2	0-6-6	1	1	0	0	0	13
vs. TAMUCC	21	1-6	1-4	0-0	2-0-2	2	0	1	0	0	3
at UTSA	21	3-5	2-3	0-0	0-4-4	2	1	0	0	0	8
Spalding*	28	2-8	1-6	0-0	0-3-3	2	2	1	0	3	5
Detroit Mercy											
Oakland											
at Tenn. St.											
Chicgao St.											
Morehead St.											
Cleveland St.											
Purdue FW											
at Northern Ky.											
at Wright St.											
UIC											
at Green Bay											
at Milwaukee											
Wright St.											
Northern Ky.											
at Oakland											
at Detroit Mercy											
Y'town St.											
Robert Morris											
at Purdue FW											
at Cleveland St.											
at UIC											
at Robert Morris											
at Y'town St.											
Milwaukee											
Green Bay											
HL - 1st Rd.											
HL - 2nd Rd.											
HL Semis											
HL Finals											

* denotes starter

CAREER STATS

Season	GP-GS	MIN-Avg	FG	Pct.	3FG	Pct.	FT	Pct.
2020-21	14-4	255-18.2	27-71	.380	16-44	.364	8-15	.533
2021-22	6-1	134-22.3	11-34	.324	8-23	.348	2-2	1.000
TOTALS	20-5	389-19.5	38-105	.362	24-67	.358	10-17	.588

REBOUNDS

Season	O-D-REB-AVG.	PF-DQ	AST	TO	BLK	STL	PTS-PPG
2020-21	5-30-35-2.5	26-0	5	14	2	3	78-5.6
2021-22	3-16-19-3.2	11-0	7	3	0	3	32-5.3
TOTALS	8-46-54-2.7	37-0	12	17	2	6	110-5.5

CAREER/SEASON HIGHS

CAREER HIGH	CATEGORY	SEASON HIGH
10 - twice	PTS	10 vs. Spalding (11/23/2021)
5 - twice	REB	3 vs. Spalding (11/23/2021)
6 vs. Cleveland State (1/1/21)	AST	4 - twice
4 - twice	FG	4 at Butler (11/9/2021)
10 vs. Wright State (1/22/21)	FGA	7 - twice
1 - 4x	3FG	1 vs. Spalding (11/23/2021)
3 at Youngstown State (2/20/21)	3FGA	2 vs. Denver (11/15/2021)
3 - 4x	FT	3 vs. Spalding (11/23/2021)
6 at Youngstown State (2/19/21)	FTA	4 vs. Spalding (11/23/2021)
3 - 3x	STL	2 at Butler (11/9/2021)
---	BLK	---
36 at Youngstown State (2/20/21)	MIN	20 vs. Denver (11/15/2021)

GAME-BY-GAME

Opponent	MIN	FG	3FG	FT	O-D-T	PF	A	TO	B	S	PTS
Anderson*	17	2-7	0-1	0-0	0-1-1	1	4	1	0	1	4
at Butler	17	4-7	0-1	0-0	0-1-1	4	1	1	0	2	8
at Evansville	13	3-7	0-0	0-0	0-2-2	0	1	3	0	1	6
vs. Denver	20	0-5	0-2	0-0	1-1-2	4	4	6	0	1	0
vs. TAMUCC	4	0-1	0-1	0-2	0-0-0	2	0	5	0	0	0
at UTSA	19	3-4	0-0	0-2	0-1-1	1	4	3	0	1	6
Spalding	19	3-5	1-1	3-4	0-3-3	4	2	5	0	1	10
Detroit Mercy											
Oakland											
at Tenn. St.											
Chicgao St.											
Morehead St.											
Cleveland St.											
Purdue FW											
at Northern Ky.											
at Wright St.											
UIC											
at Green Bay											
at Milwaukee											
Wright St.											
Northern Ky.											
at Oakland											
at Detroit Mercy											
Y'town St.											
Robert Morris											
at Purdue FW											
at Cleveland St.											
at UIC											
at Robert Morris											
at Y'town St.											
Milwaukee											
Green Bay											
HL - 1st Rd.											
HL - 2nd Rd.											
HL Semis											
HL Finals											

* denotes starter

CAREER STATS

Season	GP-GS	MIN-Avg	FG	Pct.	3FG	Pct.	FT	Pct.
2020-21	18-1	235-13.1	16-56	.286	3-13	.231	16-25	.640
2021-22	6-0	93-15.5	13-29	.448	1-5	.200	3-8	.375
TOTALS	24-1	327-13.6	29-85	.341	4-18	.222	19-33	.576

REBOUNDS

Season	O-D-REB-AVG.	PF-DQ	AST	TO	BLK	STL	PTS-PPG
2020-21	8-17-25-1.4	27-0	24	22	0	13	51-2.8
2021-22	1-8-9-1.5	15-0	12	23	0	6	30-5.0
TOTALS	9-25-34-1.4	42-0	36	45	0	19	81-3.4

PLAYER BIOS



NATHANMcCLURE

#5

Junior | Guard
6-4 | 175
Houston, Texas
Concordia Lutheran (State Fair C.C.)

Birthdate: Feb. 18, 2000 (age 21)
Major: General Studies

CAREER/SEASON HIGHS

CAREER HIGH	CATEGORY	SEASON HIGH
16 at Youngstown St. (2/20/21)	PTS	10 vs. TAMUCC (11/16/2021)
7 - twice	REB	7 - twice
3 vs. Wright State (1/22/21)	AST	2 vs. TAMUCC (11/16/2021)
4 vs. UIC (2/13/21)	FG	3 - twice
7 - 4x	FGA	7 - twice
3 at Green Bay (2/5/21)	3FG	2 vs. TAMUCC (11/16/2021)
6 vs. TAMUCC (11/16/2021)	3FGA	6 vs. TAMUCC (11/16/2021)
8 at Youngstown State (2/20/21)	FT	2 vs. TAMUCC (11/16/2021)
8 at Youngstown State (2/20/21)	FTA	2 - twice
3 at Northern Kentucky (1/15/21)	STL	1 - 4x
1 - 4x	BLK	---
34 at Green Bay (2/6/21)	MIN	29 at Evansville (11/11/2021)

GAME-BY-GAME

Opponent	MIN	FG	3FG	FT	O-D-T	PF	A	TO	B	S	PTS
Anderson	18	1-1	1-1	0-2	2-7-9	2	2	0	0	0	3
at Butler*	20	1-4	0-3	0-1	1-4-5	1	0	0	0	1	2
at Evansville*	29	2-6	1-3	0-0	0-3-3	3	1	0	0	0	5
vs. Denver*	24	3-7	1-4	0-0	2-3-5	3	0	0	0	1	7
vs. TAMUCC*	26	3-7	2-6	2-2	1-6-7	2	2	2	0	1	10
at UTSA*	22	2-4	1-3	0-0	1-1-2	2	0	0	0	1	5
Spalding*	27	2-6	0-3	1-2	2-5-7	1	1	0	0	0	5
Detroit Mercy											
Oakland											
at Tenn. St.											
Chicgao St.											
Morehead St.											
Cleveland St.											
Purdue FW											
at Northern Ky.											
at Wright St.											
UIC											
at Green Bay											
at Milwaukee											
Wright St.											
Northern Ky.											
at Oakland											
at Detroit Mercy											
Y'town St.											
Robert Morris											
at Purdue FW											
at Cleveland St.											
at UIC											
at Robert Morris											
at Y'town St.											
Milwaukee											
Green Bay											
HL - 1st Rd.											
HL - 2nd Rd.											
HL Semis											
HL Finals											

* denotes starter

CAREER STATS

Season	GP-GS	MIN-Avg	FG	Pct.	3FG	Pct.	FT	Pct.
2020-21	18-13	389-21.6	25-64	.391	13-38	.342	17-23	.739
2021-22	6-6	148-24.7	13-34	.382	5-22	.227	3-5	.600
TOTALS	24-19	537-22.4	38-98	.388	18-60	.300	20-28	.714

REBOUNDS

Season	O-D-REB-AVG.	PF-DQ	AST	TO	BLK	STL	PTS-PPG
2020-21	24-29-53-2.9	37-0	17	19	4	14	80-4.4
2021-22	7-22-29-4.8	12-0	4	2	0	4	34-5.7
TOTALS	31-51-82-3.4	49-0	21	21	4	18	114-4.8



MIKEDePERSIA

#10

Junior | Guard
5-11 | 175
Cherry Hill, N.J.
Haddonfield Memorial

Birthdate: Apr. 30, 2000 (age 21)
Major: Finance

CAREER/SEASON HIGHS

CAREER HIGH	CATEGORY	SEASON HIGH
13 at Youngstown State (2/19/21)	PTS	7 vs. TAMUCC (11/16/2021)
9 vs. UIC (2/13/21)	REB	3 vs. TAMUCC (11/16/2021)
14 vs. UIC (2/12/21)	AST	3 - twice
5 at Youngstown State (2/19/21)	FG	2 vs. TAMUCC (11/16/2021)
7 - 3x	FGA	4 - twice
1 - 12x	3FG	2 vs. TAMUCC (11/16/2021)
4 at Green Bay (2/6/21)	3FGA	4 vs. TAMUCC (11/16/2021)
6 vs. Wright State (1/10/20)	FT	1 - twice
10 vs. Wright State (1/10/20)	FTA	2 - 3x
3 - 5x	STL	1 at Evansville (11/11/2021)
1 - twice	BLK	---
38 - 3x	MIN	23 vs. TAMUCC (11/16/2021)

GAME-BY-GAME

Opponent	MIN	FG	3FG	FT	O-D-T	PF	A	TO	B	S	PTS
Anderson*	17	2-3	0-0	2-3	0-1-1	1	2	1	0	1	6
at Butler	16	0-0	0-0	0-2	0-1-1	1	1	0	0	0	0
at Evansville	19	1-2	0-0	0-0	0-2-2	5	3	1	0	1	2
vs. Denver	17	1-4	1-3	1-2	0-2-2	1	3	1	0	0	4
vs. TAMUCC	23	2-4	2-4	1-2	0-3-3	2	2	1	0	0	7
at UTSA				did not play							
Spalding				did not play							
Detroit Mercy											
Oakland											
at Tenn. St.											
Chicgao St.											
Morehead St.											
Cleveland St.											
Purdue FW											
at Northern Ky.											
at Wright St.											
UIC											
at Green Bay											
at Milwaukee											
Wright St.											
Northern Ky.											
at Oakland											
at Detroit Mercy											
Y'town St.											
Robert Morris											
at Purdue FW											
at Cleveland St.											
at UIC											
at Robert Morris											
at Y'town St.											
Milwaukee											
Green Bay											
HL - 1st Rd.											
HL - 2nd Rd.											
HL Semis											
HL Finals											

* denotes starter

CAREER STATS

Season	GP-GS	MIN-Avg	FG	Pct.	3FG	Pct.	FT	Pct.
2019-20	32-10	701-21.9	28-82	.341	4-34	.118	22-41	.537
2020-21	18-18	536-29.8	32-72	.444	8-27	.296	18-28	.643
2021-22	4-0	73-18.3	4-10	.400	3-7	.429	2-6	.333
TOTALS	54-28	1310-24.3	64-164	.390	15-68	.221	42-75	.560

REBOUNDS

Season	O-D-REB-AVG.	PF-DQ	AST	TO	BLK	STL	PTS-PPG
2019-20	22-48-70-2.2	60-1	85	42	0	33	82-2.6
2020-21	10-51-61-3.4	48-2	71	19	2	22	90-5.0
2021-22	0-8-8-2.0	9-1	9	3	0	1	13-3.3
TOTALS	32-107-139-2.6	117-4	165	64	2	56	185-3.4

PLAYER BIOS



AZARIAH SEAY
(AZ-uh-rye-uh) (SAY)

Senior | Guard
6-4 | 195
Montgomery, Ala.
Robert E. Lee (Blinn College)

Birthdate: Dec. 18, 1999 (age 21)
Major: General Studies

#12

CAREER/SEASON HIGHS

CAREER HIGH	CATEGORY	SEASON HIGH
14 - twice	PTS	9 vs. TAMUCC (11/16/2021)
6 vs. Spalding (11/23/2021)	REB	6 vs. Spalding (11/23/2021)
4 vs. Birmingham-Southern (11/14/18)	AST	2 vs. TAMUCC (11/16/2021)
6 vs. Cleveland State (1/2/21)	FG	3 - twice
12 at Youngstown State (2/19/21)	FGA	8 - twice
3 at Akron (11/28/18)	3FG	1 - twice
5 - twice	3FGA	4 at Butler (11/9/2021)
3 vs. TAMUCC (11/16/2021)	FT	3 vs. TAMUCC (11/16/2021)
6 vs. TAMUCC (11/16/2021)	FTA	6 vs. TAMUCC (11/16/2021)
2 - 3x	STL	---
1 vs. Birmingham-Southern (11/14/18)	BLK	---
25 - twice	MIN	23 vs. Denver (11/15/2021)

GAME-BY-GAME

Opponent	MIN	FG	3FG	FT	O-D-T	PF	A	TO	B	S	PTS
Anderson*	19	8-11	4-5	0-0	1-1-2	3	0	1	0	1	20
at Butler	20	2-8	0-4	2-2	2-2-4	3	0	1	0	0	6
at Evansville	12	0-3	0-3	0-0	0-1-1	1	0	2	0	0	0
vs. Denver	23	2-6	1-3	0-0	2-0-2	2	0	0	0	0	5
vs. TAMUCC	19	3-8	0-3	3-6	2-0-2	1	2	2	0	0	9
at UTSA	5	0-0	0-0	0-0	1-0-1	1	1	1	0	0	0
Spalding	18	3-4	1-2	1-2	2-4-6	2	0	3	0	0	8
Detroit Mercy											
Oakland											
at Tenn. St.											
Chicgao St.											
Morehead St.											
Cleveland St.											
Purdue FW											
at Northern Ky.											
at Wright St.											
UIC											
at Green Bay											
at Milwaukee											
Wright St.											
Northern Ky.											
at Oakland											
at Detroit Mercy											
Y'town St.											
Robert Morris											
at Purdue FW											
at Cleveland St.											
at UIC											
at Robert Morris											
at Y'town St.											
Milwaukee											
Green Bay											
HL - 1st Rd.											
HL - 2nd Rd.											
HL Semis											
HL Finals											

* denotes starter

CAREER STATS

Season	GP-GS	MIN-Avg	FG	Pct.	3FG	Pct.	FT	Pct.
2018-19*	19-0	127-6.7	12-41	.293	6-24	.250	4-7	.571
2020-21	18-2	250-13.9	40-103	.388	15-49	.306	7-11	.636
2021-22	6-0	97-16.2	10-29	.345	2-15	.133	6-10	.600
TOTALS	24-2	347-14.5	50-132	.379	17-64	.266	13-21	.619

REBOUNDS

Season	O-D-REB-AVG.	PF-DQ	AST	TO	BLK	STL	PTS-PPG
2018-19*	8-9-7-0.9	21-0	8	7	1	6	34-1.8
2020-21	6-20-26-1.4	33-1	13	18	0	8	102-5.7
2021-22	9-7-16-2.7	10-0	3	9	0	0	28-4.7
TOTALS	15-27-42-1.8	43-1	16	27	0	8	130-5.4

*at Alabama State / TOTALS only reflect IUPUI totals



CHUKIS SITUA
(CHOOKS) (ee-see-TOO-uh)

Freshman | Forward/Center
6-11 | 220
Lagos, Nigeria
Jack Yates [Texas]

Birthdate: Nov. 7, 2001 (age 20)
Major: Organizational Leadership

#23

CAREER/SEASON HIGHS

CAREER HIGH	CATEGORY	SEASON HIGH
10 at UTSA (11/17/2021)	PTS	10 at UTSA (11/17/2021)
3 at UTSA (11/17/2021)	REB	3 at UTSA (11/17/2021)
1 - twice	AST	1 - twice
4 at UTSA (11/17/2021)	FG	4 at UTSA (11/17/2021)
4 at UTSA (11/17/2021)	FGA	4 at UTSA (11/17/2021)
---	3FG	---
---	3FGA	---
3 vs. Spalding (11/23/2021)	FT	3 vs. Spalding (11/23/2021)
4 vs. Spalding (11/23/2021)	FTA	4 vs. Spalding (11/23/2021)
1 at UTSA (11/17/2021)	STL	1 at UTSA (11/17/2021)
2 - twice	BLK	2 - twice
24 at UTSA (11/17/2021)	MIN	24 at UTSA (11/17/2021)

GAME-BY-GAME

Opponent	MIN	FG	3FG	FT	O-D-T	PF	A	TO	B	S	PTS
Anderson*	16	2-3	0-0	3-4	1-4-5	1	0	1	0	0	7
at Butler	18	1-1	0-0	2-2	0-0-0	2	0	2	2	0	4
at Evansville	13	1-2	0-0	0-2	0-1-1	1	0	2	0	0	2
vs. Denver	7	0-1	0-0	0-0	0-2-2	4	0	1	0	0	0
vs. TAMUCC	13	2-3	0-0	2-3	0-2-2	4	0	0	0	0	6
at UTSA	24	4-4	0-0	2-2	1-2-3	1	1	1	2	1	10
Spalding	16	1-2	0-0	3-4	1-1-2	4	1	3	1	0	5
Detroit Mercy											
Oakland											
at Tenn. St.											
Chicgao St.											
Morehead St.											
Cleveland St.											
Purdue FW											
at Northern Ky.											
at Wright St.											
UIC											
at Green Bay											
at Milwaukee											
Wright St.											
Northern Ky.											
at Oakland											
at Detroit Mercy											
Y'town St.											
Robert Morris											
at Purdue FW											
at Cleveland St.											
at UIC											
at Robert Morris											
at Y'town St.											
Milwaukee											
Green Bay											
HL - 1st Rd.											
HL - 2nd Rd.											
HL Semis											
HL Finals											

* denotes starter

CAREER STATS

Season	GP-GS	MIN-Avg	FG	Pct.	3FG	Pct.	FT	Pct.
2021-22	6-0	92-15.3	9-13	.692	0-0	.000	9-13	.692
TOTALS	6-0	92-15.3	9-13	.692	0-0	.000	9-13	.692

REBOUNDS

Season	O-D-REB-AVG.	PF-DQ	AST	TO	BLK	STL	PTS-PPG
2021-22	2-8-10-1.7	16-0	2	9	5	1	27-4.5
TOTALS	2-8-10-1.7	16-0	2	9	5	1	27-4.5

PLAYER BIOS



JONAH CARRASCO (cuh-RASS-ko) **#24**

Senior | Forward
6-9 | 220
Wichita, Kan.
Wichita North (Otero J.C.)

Birthdate: Jan. 19, 1999 (age 22)
Major: General Studies

CAREER/SEASON HIGHS

CAREER HIGH	CATEGORY	SEASON HIGH
8 vs. Spalding (11/23/2021)	PTS	8 vs. Spalding (11/23/2021)
7 at UTSA (11/17/2021)	REB	7 at UTSA (11/17/2021)
---	AST	---
4 vs. Spalding (11/23/2021)	FG	4 vs. Spalding (11/23/2021)
5 vs. Spalding (11/23/2021)	FGA	5 vs. Spalding (11/23/2021)
---	3FG	---
---	3FGA	---
1 - twice	FT	1 - twice
2 - twice	FTA	2 - twice
1 at Youngstown State (2/19/21)	STL	---
2 - twice	BLK	2 - twice
19 vs. Spalding (11/23/2021)	MIN	19 vs. Spalding (11/23/2021)

GAME-BY-GAME

Opponent	MIN	FG	3FG	FT	O-D-T	PF	A	TO	B	S	PTS
Anderson	12	1-7	0-0	0-0	2-2-4	1	0	0	0	0	2
at Butler*	17	1-2	0-0	0-2	0-0-0	3	0	0	1	0	2
at Evansville*	13	3-4	0-0	1-1	0-1-1	2	0	0	0	0	7
vs. Denver*	17	0-1	0-0	0-0	3-3-6	2	0	3	0	0	0
vs. TAMUCC*	6	0-1	0-0	0-0	1-3-4	3	0	0	2	0	0
at UTSA*	15	1-2	0-0	1-2	4-3-7	1	0	0	0	0	3
Spalding*	19	4-5	0-0	0-1	4-2-6	2	0	1	2	0	8
Detroit Mercy											
Oakland											
at Tenn. St.											
Chicgao St.											
Morehead St.											
Cleveland St.											
Purdue FW											
at Northern Ky.											
at Wright St.											
UIC											
at Green Bay											
at Milwaukee											
Wright St.											
Northern Ky.											
at Oakland											
at Detroit Mercy											
Y'town St.											
Robert Morris											
at Purdue FW											
at Cleveland St.											
at UIC											
at Robert Morris											
at Y'town St.											
Milwaukee											
Green Bay											
HL - 1st Rd.											
HL - 2nd Rd.											
HL Semis											
HL Finals											


* denotes starter

CAREER STATS

Season	GP-GS	MIN-Avg	FG	Pct.	3FG	Pct.	FT	Pct.
2020-21	14-0	50-3.6	2-4	.500	0-0	.000	0-1	.000
2021-22	6-6	86-14.3	9-15	.600	0-0	.000	2-6	.333
TOTALS	20-6	136-6.8	11-19	.579	0-0	.000	2-7	.286

REBOUNDS

Season	O-D-REB-AVG.	PF-DQ	AST	TO	BLK	STL	PTS-PPG
2020-21	2-3-5-0.4	10-0	0	6	3	1	4-0.3
2021-22	12-12-24-4.0	13-0	0	4	5	0	20-3.3
TOTALS	14-15-29-1.5	23-0	0	10	8	1	24-1.2



BOSTON STANTON III **#25**

Freshman | Guard
6-5 | 190
Denver, Colorado
Denver East

Birthdate: Mar. 19, 2003 (age 18)
Major: Psychology

CAREER/SEASON HIGHS

CAREER HIGH	CATEGORY	SEASON HIGH
8 vs. Spalding (11/23/2021)	PTS	8 vs. Spalding (11/23/2021)
5 vs. Denver (11/15/2021)	REB	5 vs. Denver (11/15/2021)
3 - 3x	AST	3 - 3x
2 - 3x	FG	2 - 3x
8 vs. Spalding (11/23/2021)	FGA	8 vs. Spalding (11/23/2021)
2 vs. Spalding (11/23/2021)	3FG	2 vs. Spalding (11/23/2021)
6 vs. Spalding (11/23/2021)	3FGA	6 vs. Spalding (11/23/2021)
2 vs. Spalding (11/23/2021)	FT	2 vs. Spalding (11/23/2021)
2 - twice	FTA	2 - twice
1 at Butler (11/9/2021)	STL	1 at Butler (11/9/2021)
1 vs. TAMUCC (11/16/2021)	BLK	1 vs. TAMUCC (11/16/2021)
28 at UTSA (11/17/2021)	MIN	28 at UTSA (11/17/2021)

GAME-BY-GAME

Opponent	MIN	FG	3FG	FT	O-D-T	PF	A	TO	B	S	PTS
Anderson	23	0-5	0-1	2-3	0-5-5	1	7	2	0	0	2
at Butler*	23	2-4	1-3	0-0	0-1-1	0	3	1	0	1	5
at Evansville*	21	1-6	1-4	0-0	0-3-3	1	1	2	0	0	3
vs. Denver*	18	1-5	0-2	0-2	0-5-5	1	3	2	0	0	2
vs. TAMUCC*	12	1-1	1-1	0-0	0-3-3	1	2	4	1	0	3
at UTSA*	28	2-7	1-2	0-0	0-3-3	2	3	4	0	0	5
Spalding*	26	2-8	2-6	2-2	0-0-0	2	2	3	0	0	8
Detroit Mercy											
Oakland											
at Tenn. St.											
Chicgao St.											
Morehead St.											
Cleveland St.											
Purdue FW											
at Northern Ky.											
at Wright St.											
UIC											
at Green Bay											
at Milwaukee											
Wright St.											
Northern Ky.											
at Oakland											
at Detroit Mercy											
Y'town St.											
Robert Morris											
at Purdue FW											
at Cleveland St.											
at UIC											
at Robert Morris											
at Y'town St.											
Milwaukee											
Green Bay											
HL - 1st Rd.											
HL - 2nd Rd.											
HL Semis											
HL Finals											

* denotes starter

CAREER STATS

Season	GP-GS	MIN-Avg	FG	Pct.	3FG	Pct.	FT	Pct.
2021-22	6-6	130-21.7	9-31	.290	6-18	.333	2-4	.500
TOTALS	6-6	130-21.7	9-31	.290	6-18	.333	2-4	.500

REBOUNDS

Season	O-D-REB-AVG.	PF-DQ	AST	TO	BLK	STL	PTS-PPG
2021-22	0-15-15-2.5	7-0	14	16	1	1	26-4.3
TOTALS	0-15-15-2.5	7-0	14	16	1	1	26-4.3

PLAYER BIOS



DIMITAR PANDEV

(DIM-ee-tar) (PAN-dev)

#33

Senior | Forward

6-10 | 225

Strumica, Macedonia

The Skill Factory (Clarendon College)

Birthdate: Oct. 9, 1997 (age 24)

Major: General Studies

CAREER/SEASON HIGHS

CAREER HIGH	CATEGORY	SEASON HIGH
7 vs. Spalding (11/23/2021)	PTS	7 vs. Spalding (11/23/2021)
6 vs. Cleveland State (1/1/21)	REB	4 vs. Spalding (11/23/2021)
3 vs. Cleveland State (1/1/21)	AST	2 vs. Spalding (11/23/2021)
3 vs. Spalding (11/23/2021)	FG	3 vs. Spalding (11/23/2021)
7 vs. Tennessee State (12/12/20)	FGA	5 vs. Spalding (11/23/2021)
1 - 3x	3FG	1 vs. Spalding (11/23/2021)
3 - twice	3FGA	3 vs. Spalding (11/23/2021)
1 at Milwaukee (1/8/21)	FT	---
2 vs. Cleveland State (1/1/21)	FTA	---
1 - twice	STL	1 vs. Spalding (11/23/2021)
1 vs. Cleveland State (1/2/21)	BLK	---
16 - twice	MIN	16 vs. Spalding (11/23/2021)

GAME-BY-GAME

Opponent	MIN	FG	3FG	FT	O-D-T	PF	A	TO	B	S	PTS
Anderson	11	2-2	0-0	0-0	2-5-7	2	0	1	0	0	4
at Butler	3	1-1	0-0	0-0	0-0-0	0	0	0	0	0	2
at Evansville	4	0-1	0-0	0-0	0-1-1	0	0	0	0	0	0
vs. Denver	4	0-0	0-0	0-0	0-0-0	0	0	1	0	0	0
vs. TAMUCC	12	1-2	0-0	0-0	0-2-2	0	0	0	0	0	2
at UTSA	1	1-1	0-0	0-0	0-0-0	1	0	0	0	0	2
Spalding	16	3-5	1-3	0-0	1-3-4	0	2	1	0	1	7
Detroit Mercy											
Oakland											
at Tenn. St.											
Chicagao St.											
Morehead St.											
Cleveland St.											
Purdue FW											
at Northern Ky.											
at Wright St.											
UIC											
at Green Bay											
at Milwaukee											
Wright St.											
Northern Ky.											
at Oakland											
at Detroit Mercy											
Y'town St.											
Robert Morris											
at Purdue FW											
at Cleveland St.											
at UIC											
at Robert Morris											
at Y'town St.											
Milwaukee											
Green Bay											
HL - 1st Rd.											
HL - 2nd Rd.											
HL Semis											
HL Finals											
* denotes starter											

CAREER STATS

Season	GP-GS	MIN-Avg	FG	Pct.	3FG	Pct.	FT	Pct.
2020-21	7-3	60-8.6	4-17	.235	2-8	.250	1-3	.333
2021-22	6-0	40-6.7	6-10	.600	1-3	.333	0-0	.000
TOTALS	13-3	100-7.7	10-27	.370	3-11	.273	1-3	.333

REBOUNDS

Season	O-D-REB-AVG.	PF-DQ	AST	TO	BLK	STL	PTS-PPG
2020-21	5-8-13-1.9	5-0	4	4	1	1	11-1.6
2021-22	1-6-7-1.2	1-0	2	2	0	1	13-2.2
TOTALS	6-14-20-1.5	6-0	6	6	1	2	24-1.8

2021-2022 REDSHIRTS



ZACH GUNN

Grad Student | Forward

6-6 | 210

Fishers, Ind.

Hamilton Southeastern (Ball State)

Birthdate: Nov. 6, 1998 (age 23)

Major: Organizational Leadership MS

#15

CAREER/SEASON HIGHS

CAREER HIGH	CATEGORY	SEASON HIGH
17 vs. Tiffin (11/27/18)	PTS	
9 at Buffalo (1/29/19)	REB	
4 vs. Toledo (2/17/18)	AST	
5 - 3x	FG	
13 vs. Kent State (3/8/18)	FGA	
5 vs. Kent State (3/8/18)	3FG	
11 vs. Kent State (3/8/18)	3FGA	
5 - twice	FT	
6 - twice	FTA	
1 - 11x	STL	
3 at Bucknell (11/22/17)	BLK	
28 vs. Kent State (2/2/19)	MIN	


CAREER STATS

Season	GP-GS	MIN-Avg	FG	Pct.	3FG	Pct.	FT	Pct.
2017-18*	25-0	359-14.4	40-110	.364	23-72	.319	21-27	.778
2018-19*	27-0	386-14.3	44-110	.400	34-95	.358	23-28	.821
2019-20*	Did not play - redshirted							
2020-21*	17-3	176-10.4	20-46	.435	14-35	.400	4-5	.800
TOTALS	0-0	0-0.0	0-0	.000	0-0	.000	0-0	.000

REBOUNDS

Season	O-D-REB-AVG.	PF-DQ	AST	TO	BLK	STL	PTS-PPG
2017-18*	12-58-70-2.8	53-3	18	24	9	5	124-5.0
2018-19*	10-67-77-2.9	50-3	11	9	2	4	145-5.4
2019-20*	Did not play - redshirted						
2020-21*	7-30-37-2.2	30-1	7	6	2	2	58-3.4
TOTALS	0-0-0-0.0	0-0	0	0	0	0	0-0.0

*at Ball State | TOTALS only reflect IUPUI totals



KALEB EDWARDS

Freshman | Guard

6-3 | 175


Fishers, Ind.

Guerin Catholic

Birthdate: May 22, 2003 (age 18)

Major: Business

#11



DEREK PETERSEN

R-Freshman | Guard

6-2 | 175

Greenwood, Ind.

Greenwood Christian (Hope College)

Birthdate: May 21, 2001 (age 20)

Major: Computer Engineering

#20

2022-2023 SIGNEEs




KHARYE CAYNE

Junior | Forward
6-10
Raleigh, N.C.
USC Salkehatchie

QUICK NOTES

- Averaged 7.6 points, 8.8 rebounds and 4.5 blocked shots per game as a red-shirt freshman at USC Salkehatchie while shooting 61 percent from the floor and 46 percent from three-point range
- Was invited to the All-American JUCO Showcase in July 2021
- Redshirted as a true freshman at Hutchinson J.C. in 2019-20




COOPER DEWITT

Junior | Guard
6-6
Pasco, Wash.
North Idaho College

QUICK NOTES

- Averaged 8.8 points, 4.5 rebounds and 4.3 assists per game as a freshman at North Idaho College while shooting 50 percent overall and 41.2 percent from three in 2020-21
- Named Mid-Columbia Conference Player of the Year and Defensive Player of the Year as a senior at Chiawana (Wash.) High School after averaging 14 points and 6 assists per game




DAYLAN HAMILTON

Junior | Guard
6-3
Houston, Texas
Triton College

QUICK NOTES

- Played the 2020-21 season at Western Michigan where he averaged 3.0 points and 0.9 rebounds per game in 15 appearances
- Averaged 26 points per game as a senior at Klein Forest (Texas) High School, earning Texas Association of Basketball Coaches' Class 6A First Team All-State honors
- Named the District 15-6A Most Valuable Player and All-Region honoree




AMHAD JARRARD

Freshman | Guard
6-5
Indianapolis, Ind.
Mt. Vernon H.S.

QUICK NOTES

- 2021 Hancock County Player of the Year and two-time Hoosier Heritage Conference honoree
- Was an honorable mention underclass All-State selection
- Averaged 12.9 points, 3.5 rebounds and 2.6 assists per game as a junior while shooting 55 percent from the floor
- Averaged 10.7 points, 4.7 rebounds and 3.4 assists per game his sophomore season



ARMON JARRARD

Freshman | Guard
6-3
Indianapolis, Ind.
Mt. Vernon H.S.

QUICK NOTES

- Named First Team All-Hancock County as a junior and underclass All-State
- Averaged 12.8 points, 4.0 rebounds, 2.3 assists and 2.2 steals per game as a junior while knocking down 42 percent from three-point range
- He and his twin brother helped Mt. Vernon to a 17-7 mark as juniors and a sectional title

FORMER JAGUARS IN THE PROS

George Hill - Milwaukee Bucks (NBA)

- averaging 7.7 ppg, 3.7 rpg and 2.6 apg this season
- 14th season in the NBA
- averages 10.9 ppg, 3.1 rpg and 3.1 apg for his career (835 games)

Elyjah Goss - Borås Basket (Sweden)

- averaging 6.3 ppg and 6.1 rpg in his first season
- Borås Basket (6-4) is ranked No. 4 in the Sweden Basketligan

Marcus Burk - Grand Rapids Gold (NBA G League)

- averaging 7.1 ppg and shooting 52.4% from 3 in his rookie season
- has helped Grand Rapids to a 4-3 mark to start the year

Alex Young - Al Sharjah (UAE ULB)

Robert Glenn - Metros (Dominican Republic LNB)

D.J. McCall - Albacete (Spanish LEB Silver)

Kellon Thomas - Columbus Condors (TBL)



LAST FOUR BOX SCORES

GAME #3 • DENVER 63, IUPUI 47 (SAN ANTONIO, TEXAS - CONVOCATION CENTER)

Record: 0-3												
NO. Name	Min	FG M-A	3P M-A	FT M-A	Rebounds OR DR TOT	Fouls PF FD	TP	AS	TO	ST	Blocks BS BA	+/-
24 Jonah Carrasco	F 17:18	0-1	0-0	0-0	3 3 6	2 1 0	0	0	3	0	0 0 1	-1
00 B.J. Maxwell	G 24:11	4-12	3-7	3-3	1 2 3	2 2 14	0	2	0	0	0 1 9	-9
1 KJ Pruitt	G 19:07	1-3	0-1	0-0	0 1 1	3 1 1	2	1	5	0	0 0 1	-13
5 Nathan McClure	G 23:43	3-7	1-4	0-0	2 3 5	3 0 7	0	0	1	0	0 0 1	-19
25 Boston Stanton III	G 18:01	1-5	0-2	0-2	0 5 5	1 1 2	3	2	0	0	0 0 1	-12
2 Bobby Harvey	26:59	4-8	3-5	2-2	0 6 6	1 3 13	1	0	0	0	0 0 6	-5
10 Mike DePersia	16:11	1-4	1-3	1-2	0 2 2	1 2 4	3	1	0	0	0 1 1	-1
23 Chuks Isitua	07:01	0-1	0-0	0-0	0 2 2	4 0 0	0	1	0	0	0 0 1	-1
12 Azariah Seay	22:45	2-6	1-3	0-0	2 0 2	2 0 5	0	0	0	0	0 0 1	-6
33 Dimitar Pandev	04:29	0-0	0-0	0-0	0 0 0	0 0 0	0	1	0	0	0 0 2	-2
4 Bakari LaStrap	20:15	0-5	0-2	0-0	1 1 2	4 2 4	0	4	6	1	0 0 1	-11
Team					3 1 4		0	0				
Totals		16-52	9-27	6-9	12 26 38	23 12 47	12	21	2	0	3 0 16	

Technical Fouls: NONE

Record: 2-1												
NO. Name	Min	FG M-A	3P M-A	FT M-A	Rebounds OR DR TOT	Fouls PF FD	TP	AS	TO	ST	Blocks BS BA	+/-
25 Touko Tainamo	F 14:08	0-6	0-1	0-0	0 2 2	4 1 0	0	0	2	0	0 0 0	0
0 Payton Moore	G 38:57	3-4	0-0	0-4	1 7 8	2 2 6	0	1	4	0	0 0 1	19
1 Tevin Smith	G 34:26	2-3	1-2	1-5	0 4 6	0 6 6	1	2	0	0	0 0 8	8
2 KJ Hunt	G 31:23	9-13	2-2	2-2	0 3 3	0 4 22	2	2	2	1	0 0 1	19
11 Jordan Johnson	G 35:07	0-6	0-3	5-6	0 3 3	1 5 5	2	3	2	2	0 0 1	18
5 Coban Porter	15:59	1-4	1-3	0-0	0 1 1	1 0 3	3	0	0	0	0 0 8	8
24 Michael Henn	24:28	6-9	4-4	5-6	1 2 3	3 1 21	1	1	1	2	0 0 14	14
4 Taelry Gatlin	04:58	0-1	0-1	0-0	0 0 0	2 0 0	0	0	1	0	0 0 5	-5
15 Pedro Lopez Sanvicente	00:34	0-0	0-0	0-1	0 0 0	1 1 0	0	0	0	0	0 0 1	-1
Team					1 2 3		0	0				
Totals		21-46	8-16	13-24	5 24 29	12 23 63	9	12	9	3	0 16	

Technical Fouls: NONE

		IUPUI	DEN
Biggest lead		0 (1 st 20:00)	19 (2 nd 17:54)
Best Scoring Run		6 (1 st 12:07)	10 (2 nd 17:54)
Lead Changes		0	
Times Tied		1	
Time with Lead	00:00	38:35	

Points from Turnovers	IUPUI	DEN
Paint	11	23
Second Chance	13	9
Fast Breaks	5	14
Bench	22	24

Period by Period Scoring	1st	2nd	TOT
IUPUI	19	28	47
DEN	37	26	63

GAME #5 • UTSA 60, IUPUI 57 (SAN ANTONIO, TEXAS - CONVOCATION CENTER)

Record: 0-5												
NO. Name	Min	FG M-A	3P M-A	FT M-A	Rebounds OR DR TOT	Fouls PF FD	TP	AS	TO	ST	Blocks BS BA	+/-
24 Jonah Carrasco	F 14:18	1-2	0-0	1-2	4 3 7	1 2 3	0	0	0	0	0 0 0	-6
00 B.J. Maxwell	F 35:09	5-15	2-7	1-2	2 8 10	2 2 13	2	0	0	0	2 0 0	0
1 KJ Pruitt	G 30:35	2-5	1-3	0-0	0 3 3	1 1 5	1	3	1	2	1 0 1	-6
5 Nathan McClure	G 22:39	2-4	1-3	0-0	1 1 2	2 0 5	0	0	1	0	0 0 2	2
25 Boston Stanton III	G 27:12	2-7	1-2	0-0	0 3 3	2 1 5	3	4	0	0	0 0 0	-5
12 Azariah Seay	04:35	0-0	0-0	0-0	1 0 1	1 1 0	1	1	1	0	0 0 0	-1
23 Chuks Isitua	24:37	4-4	0-0	2-2	1 2 3	1 1 10	1	1	1	1	2 0 3	3
4 Bakari LaStrap	19:24	3-4	0-0	0-2	0 1 1	1 1 6	4	3	1	0	0 0 2	2
2 Bobby Harvey	20:26	3-5	2-3	0-0	0 4 4	2 1 8	1	0	0	0	0 0 4	-4
33 Dimitar Pandev	01:05	1-1	0-0	0-0	0 0 0	1 0 2	0	0	0	0	0 0 0	0
Team					2 1 3		0	0	3			
Totals		23-47	7-18	4-8	11 26 37	14 11 57	13	15	4	6	1 0 3	

Technical Fouls: Pandev 1st 2:58

Record: 3-2												
NO. Name	Min	FG M-A	3P M-A	FT M-A	Rebounds OR DR TOT	Fouls PF FD	TP	AS	TO	ST	Blocks BS BA	+/-
0 Cedrick Alley Jr.	F 29:42	2-8	2-4	2-2	8 6 14	2 1 15	2	2	0	1	0 0 4	4
24 Jacob Germany	C 25:28	6-11	0-0	3-4	1 3 4	1 4 15	2	2	0	0	1 0 0	-3
1 Darius McNeill	G 20:17	1-4	1-2	0-0	0 1 1	1 0 3	0	0	0	0	0 0 0	-10
3 Dhieu Deing	G 27:39	7-17	2-6	4-6	3 2 5	0 6 20	1	0	3	0	2 11	11
21 Jordan Ivy-Curry	G 34:49	3-14	2-7	1-2	1 0 1	0 0 9	4	1	0	0	0 2 7	7
12 Phoenix Ford	13:20	1-2	0-0	0-0	0 2 2	3 0 2	1	1	1	0	0 0 9	9
10 Erik Czumbel	26:37	0-1	0-0	0-0	0 1 1	2 1 0	0	0	1	0	0 0 2	2
11 Lachlan Bofinger	13:54	1-4	0-0	1-2	1 0 1	1 1 3	1	1	2	0	0 0 1	-6
22 Christian Tucker	05:27	0-2	0-0	0-0	0 0 0	1 0 0	0	2	0	0	0 0 1	1
4 Josh Farmer	02:47	0-0	0-0	0-0	0 1 1	0 0 0	0	0	0	0	0 0 0	0
Team					3 0 3		0	2				
Totals		21-63	7-19	11-16	19 14 33	11 13 60	11	10	7	1 6 3		

Technical Fouls: NONE

		IUPUI	UTSA
Biggest lead		10 (2 nd 6:44)	3 (2 nd 0:02)
Best Scoring Run		6 (2 nd 10:23)	9 (2 nd 0:02)
Lead Changes		3	
Times Tied		1	
Time with Lead	37:30	00:52	

Points from Turnovers	IUPUI	UTSA
Paint	24	24
Second Chance	12	14
Fast Breaks	6	10
Bench	26	5

Period by Period Scoring	1st	2nd	TOT
IUPUI	33	24	57
UTSA	28	32	60

Game Notes: UTSA #4 ejected for leaving the bench; 15:14 in the 2nd half. •

GAME #4 • TAMUCC 65, IUPUI 59 (SAN ANTONIO, TEXAS - CONVOCATION CENTER)

Record: 0-4												
NO. Name	Min	FG M-A	3P M-A	FT M-A	Rebounds OR DR TOT	Fouls PF FD	TP	AS	TO	ST	Blocks BS BA	+/-
24 Jonah Carrasco	F 06:19	0-1	0-0	0-0	1 3 4	3 0 0	0	0	0	0	2 0 0	-6
00 B.J. Maxwell	G 35:45	4-12	0-5	6-6	1 4 5	3 4 14	0	4	1	0	0 0 0	-4
1 KJ Pruitt	G 27:19	1-2	1-1	2-2	1 6 7	4 2 5	4	5	4	1	0 0 0	-2
5 Nathan McClure	G 26:32	3-7	2-6	2-2	1 6 7	2 3 10	2	2	1	0	0 0 1	1
25 Boston Stanton III	G 12:37	1-1	1-1	0-0	0 3 3	1 0 3	2	4	0	1	0 0 1	-14
23 Chuks Isitua	12:00	2-3	0-0	2-3	0 2 2	4 4 6	0	0	0	0	0 0 8	8
10 Mike DePersia	23:13	2-4	2-4	1-2	0 3 3	2 5 7	2	1	0	0	0 0 6	6
12 Azariah Seay	18:43	3-8	0-3	3-6	2 0 2	1 3 9	2	2	0	0	0 0 6	6
2 Bobby Harvey	21:24	1-6	1-4	0-0	2 0 2	2 1 3	0	1	0	0	0 0 8	8
33 Dimitar Pandev	11:40	1-2	0-0	0-2	0 2 0	2 0 0	0	0	0	0	0 0 13	13
4 Bakari LaStrap	04:28	0-1	0-1	0-2	0 0 0	2 1 0	0	0	5	0	0 0 0	-4
Team					2 2 4		0	0	1			
Totals		18-47	7-25	16-23	10 31 41	24 23 59	12	25	3	3 0 0	-6	

Technical Fouls: Coach 2nd 3:24

Record: 2-1												
NO. Name	Min	FG M-A	3P M-A	FT M-A	Rebounds OR DR TOT	Fouls PF FD	TP	AS	TO	ST	Blocks BS BA	+/-
13 DeLazarus Keys	F 24:02	4-8	0-0	3-5	1 3 4	1 4 11	1	1	2	0	0 1 3	-3
23 San Antonio Brinson	F 21:17	4-9	0-2	1-2	2 3 5	1 3 9	2	0	0	0	0 0 8	8
2 Myles Smith	G 32:50	0-6	0-4	5-6	1 1 2	2 2 5	3	0	1	0	0 0 13	13
4 Jalen Jackson	G 23:45	0-6	0-1	2-2	2 2 4	2 3 2	3	2	4	0	0 0 10	10
22 Simeon Fryer	G 20:33	2-5	0-1	3-6	3 2 5	4 3 7	0	2	0	0	0 0 1	-5
0 Trevian Tennyson	17:43	3-8	1-2	0-0	0 1 1	2 0 7	0	3	1	0	0 0 1	1
3 Tyrese Nickelson	16:32	1-3	0-2	2-3	0 2 2	1 2 4	1	1	1	0	0 0 3	3
10 Isaac Mushila	23:38	6-9	1-2	3-5	3 5 8	3 4 16	0	1	0	0	0 0 11	11
11 Terrion Murdix	16:15	0-1	0-0	2-4	0 2 2	4 2 2	2	2	2	0	0 1 5	5
32 Stephen Faramade	03:25	0-0	0-0	2-2	0 0 0	1 1 2	0	1	1	0	0 0 2	2
Team					1 2 3		0	2				
Totals		20-55	2-14	23-35	13 23 36	24 24 65	12	15	12	0 3 6		

Technical Fouls: Jackson 2nd 0:27

		IUPUI	TAMUCC
Biggest lead		6 (1 st 5:58)	11 (2 nd 10:01)
Best Scoring Run		9 (1 st 14:13)	12 (2 nd 16:17)
Lead Changes		3	
Times Tied		1	
Time with Lead	16:08	21:50	

Points from Turnovers	IUPUI	TAMUCC
Paint	14	21
Second Chance	11	13
Fast Breaks	6	17
Bench	27	31

Period by Period Scoring	1st	2nd	TOT
IUPUI	27	32	59
TAMUCC	27	38	65

GAME #6 • IUPUI 61, SPALDING 41 (INDIANAPOLIS - INDIANA FARMERS COLISEUM)

Spalding - 41		Record: 2-4												
NO.	Name		Min	FG M-A	3P M-A	FT M-A	Rebounds OR DR TOT	Fouls PF FD	TP	AS	TO	ST	Blocks BS BA	+/-
32	Christian Stewart	F	12:26	0-1	0-0	0-0	1 0 1	1 0 0	0	0	0	0	1 0 0	-12
25	Troy Amanor	C	26:10	5-9	0-0	1-3	1 3 4	3 3 11	0	3	1	0	0 0 0	-19
5	Tylan Mann	G	29:24	3-6	0-1	5-6	0 2 2	0 11 2	11	2	1	0	0 0 0	-19
13	Brandin Obidike	G	13:58	0-3	0-1	0-0	0 1 1	0 0 0	0	0	0	0	1 1 0	-18
22	Jonathan Henson	G	07:39	0-3	0-0	0-0	1 1 0	0 0 0	0	0	1	1	0 0 0	-7
1	Jacoby Johnson		24:46	1-5	0-1	0-0	0 0 0	2 1 2	2	4	0	0	1 1 1	-11
3	Isaiah Lockard		26:30	4-9	0-1	3-4	0 5 5	3 8 11	1	7	2	0	0 1 1	-9
23	Maxton Campbell		24:24	0-3	0-0	0-0	0 1 1	0 1 0	0	0	0	0	0 1 1	-13
21	Parker Chatman		10:39	0-1	0-0	0-0	0 1 1	0 0 0	0	1	0	0	0 0 0	1
35	Tefrell Tolliver		04:41	0-0	0-0	0-0	0 0 0	3 0 0	0	0	2	0	0 0 0	-1
2	Steven Ross		02:36	0-0	0-0	0-0	0 0 0	0 0 0	0	0	0	0	0 0 0	4
11	Daniel Jefferson		02:31	0-1	0-0	0-0	0 0 0	0 0 0	0	0	0	0	0 0 0	-3
20	Elijah Linder		06:26	0-0	0-0	0-0	0 0 0	0 1 1	0	0	0	0	0 0 0	1
4	Dino Wersaprasu		00:56	0-0	0-0	0-0	0 0 0	0 0 0	0	0	0	0	0 0 0	0
12	Braden Jackson		03:14	-1	0-0	0-0	0 0 0	0 0 0	2	0	0	0	0 0 0	-2
31	Jordan Armstead		02:31	2-2	0-0	0-0	1 0 1	0 0 4	0	0	0	0	0 0 0	5
15	Jose Porra		01:09	0-0	0-0	0-0	0 0 0	0 0 0	0	1	0	0	0 0 0	1
Team							2	1	3	0	2			
Totals				16-44	0-7	9-13	6 14 20	13 18 41	3	19	8	0	4	-20
<div>Shooting By Period</div> <div>1st FG%: 4-22 18.2% 3PT%: 0-4 0.0% FT%: 2-3 66.7%</div> <div>2nd FG%: 12-23 54.5% 3PT%: 0-3 0.0% FT%: 7-10 70%</div> <div>GM FG%: 16-44 36.4% 3PT%: 0-7 0.0% FT%: 9-13 69.2%</div> <div>Dead Ball Rebounds: 1-0</div>														